















## SMART TABS - THE SIMPLE SOLUTION

**NO ELECTRICS - NO HYDRAULICS JUST PHYSICS AND HUMAN INGENUITY**

This unique system is the only one of its kind in the industry. The internal valve system is truly 'smart' in its design of controlling your boat's performance. It will reduce the minimum planing by 33%. It will provide a level, more comfortable ride at lower speeds. It will improve economy, handling and safety. As the boat speed increases, the water pressure also increases. Once the water pressure exceeds the Actuator (max LIFT period) the trim plates begin to move upward until they are horizontal with the bottom of the boat. The internal valve system dampens the trim plate movement which eliminates any instant reaction to minor water pressure variances. SMART TABS provide smooth & undetectable reaction to boat speed, creating a level, more comfortable ride at lower speeds. All mounting hardware, instructions and templates are included. SMART TABS require no through hull drilling.



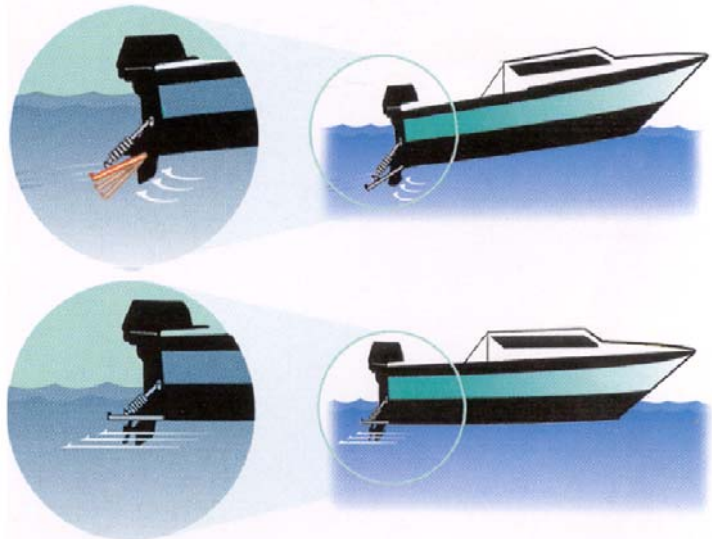

Part No.	Boat Length	Motor Size	Motor Type	Model	Boat Type
55108	3.0 - 3.4 - 3.7mtrs	5 - 15 HP	2 or 4 stroke	ST781-20	
55100	3.0 - 3.4 - 3.7mtrs	8 - 18 HP	2 or 4 stroke	ST780-20	
55110	3.0 - 3.4 - 3.7mtrs	20 - 25 HP	2 or 4 stroke	ST780-30	
55120	4.0 - 4.3 - 4.6mtrs	30 - 40 HP	2 stroke	ST980-30	
55130	3.7 - 4.0 - 4.3mtrs	40 - 50 HP	4 stroke	ST980-40	
	4.3 - 4.6 - 4.9mtrs	50 - 80 HP	2 stroke		
55140	4.6 - 4.9 - 5.2+mtrs	40 - 60 HP	2 or 4 stroke	ST1290-40	
55150	4.6 - 4.9 - 5.2+mtrs	75 - 100 HP	4 stroke	ST1290-60	
	4.9 - 5.2 - 5.5+mtrs	70 - 140 HP	2 stroke		
55160	5.2 - 5.5 - 5.8mtrs	150 - 240 HP	2 or 4 stroke	ST1290-80	
	6.1 - 6.4 - 6.7mtrs				
55162	7 - 9.1mtrs		2 or 4 stroke	ST1610-120	

Note: Inboard engines and Jet drives are the same as 4 stroke outboards.



### REPLACEMENT RAMS

Part No.	Weight
55102	20lb
55122	30lb
55132	40lb
55152	60lb
55161	80lb






## NEW SMART TABS II

### ST1610 Series

The ST 1610 Series is ideal for low profile Fiber Glass, Aluminum, and RIB design boat with transom widths less than 10 feet (trailerable boats). This heavy duty system provides an active suspension system for the boat that increases stability and smooths the ride even in rough seas. Easier planing at slower speeds, increased payload performance, improved tracking and handling are available automatically without the need for pilot interface. No switches, no electric or hydraulic connections, and no maintenance. Specially designed for boats between 23' and 30", under 10' in width, and up to 8,500 Lbs gross weight. The ST1610 series features two nitrogen gas actuators per plate providing increased stern lift and twice the reactive dampening, eliminating any instant changes from water pressure variances. This fully automatic and active system provides smooth and undetectable reaction to boat speed, and water conditions creating a level more comfortable ride.



**Part No. 55162**

Boat Length 7mts - 9.1mts  
MaxWidth 9'10"  
Gross Weight 6500 lbs

System Contents :

- \* 2 Trim Plates
- \* 2 Hinges (seven holes 2" on center)
- \* 4 Gas Actuators
- \* (GA5000-60 or GA5000-80)
- \* 4 Plate Brackets and Transom Brackets
- \* All Mounting Hardware, Sealant Material, Instructions & Mounting Templates



# SMART TABS™

## SX

### PERFORMANCE PLUS

The new **SX** series incorporates all of the fully automatic features of our popular **smart tabs** with the rust and corrosion free benefits of molded composite materials. Full assembly can be completed in seconds and the installation in minutes with nothing more than one drill and a phillips screw driver.

**Smart Tabs SX** provide un-equalled performance and durability with no maintenance in fresh or salt water. The system can be specifically tuned to maximize the performance of any power boat, and tracking ribs have been added to improve handling at higher speeds.

The patented **SMART TABS** are one of a kind trim and stabilizer system that automatically adjusts to the sea conditions, without the need for expensive electric or hydraulic hardware and switches. The system constantly reacts to the water conditions, boat speed, and balance providing remarkable improvements on any boat.



Part No.	Boat Length	HP
55163	3.6m to 4.6m	25HP - 35HP
55164	4.3m to 5.2m	40HP - 80HP
55166	4.6m to 5.8m	60HP - 140HP
55168	4.9m to 6.2m	140HP - 150HP