

Deck Fittings & Hardware

Contents

Cleats

Cleats - Stainless Steel151
Cleats - Fold Down, Pull-Up & Fender152
Fairlead, Ski Tow Eye, Ski Hook153
V-Cleats153
Cleats - Alloy & Nylon154

Bollards

Bollards - Stainless Steel & Alloy155
Hawes Pipes & Chain Stoppers156

Bow Rollers

Bow Rollers - Stainless Steel157 - 158
Replacement Rollers158

Scuppers, Drains, Plugs & Fillers

Drain Sockets & Bungs159 - 160
Drain Plugs & Bungs161 - 162
Scupper/Vent & Trim163 - 165
Transducer Covers & Brackets165
Drain Cockpit / Shower166
Drain Plugs - Cast Alloy167
Deck Fillers - Cast Alloy167 - 168
Deck Fillers - Stainless Steel169
Deck Fillers - Plastic170

Drink Holders

Drink Holders171 - 172
-------------------------	------------

Hinges

Hinges - Friction173 - 174
Hinges - Stainless Steel175 - 179
Hinges - Nylon179

Hand Rails

Hand Rails - Stainless Steel180 - 181
Hand Rails - PVC181
Handles & Coat Hooks182

Lift Rings

Flush Hatch Pull Rings183
----------------------------------	------

Latches, Locks & Door Stops

Cabin Hooks / Hasps & Staples184
Barrel Bolts & Catches185
Hatch Fasteners186
Latches & Locks.187 - 189
Door Locks190 - 191
Door Stops & Closers192

Bait Boards

Bait Boards, Fillet Tables, Rigging Stations193 - 196
--	------------

T-Tops

Relaxn T-Tops198 - 201
Relaxn T-Tops Accessories202

Board Storage System

Board Rack & Storage203
--------------------------------	------

Rod Holders & Accessories

Rod Hangers & Rod Racks204
Rod Holders - Stainless Steel205 - 209
Rod Holders - Alloy209
Rod Holders - Rowlock210
Rod Holders - Plastic211
Rod Holder Accessories212
Outriggers & Accessories213 - 215

Steps, Deck Treads & Ladders

Footrest & Steps215
Anti Slip Deck Treads216
Ladders - Stainless Steel217 - 220
Pilot Ladders.220

Table Pedestals, Tops & Brackets

Table Pedestals221
Table Brackets222
Table Tops222

Vents

Vents - Solar Powered223
Vents - Plastic224 - 226
Cowl Vents - Stainless Steel.226
Vents - Stainless Steel.227 - 228

Inspection Ports

Inspection Ports229 - 230
----------------------------	------------

Deck Plates & Hatches

Deck Plates & Hatches231
Access Hatches232
Hatches - ASA Plastic233 - 234
Relaxn Hatches - Aluminium235 - 236
Jim Black Hatches237
Port Holes - Stainless Steel238
Awning Blinds238
Hatch Lifters.239
Hatch Supports.240
Glove Box.241
Hatches - Storage Box242 - 244
Hatches - Storage245
Storage Nets, Waterproof Bag & Switch Boxes246

King Starboard Fishing Accessories

Fishing Accessories247 - 253
-------------------------------	------------

Hand Rail & Bow Rail Bases

Hand Rail / Bow Rail Bases - Weld on254
--	------

Stanchions, Tube Joiners & Flag Poles

Stanchions255
Flag Accessories255 - 256
Tube Joiners256

Canopy Fittings

Rail Fittings & Tube Fittings - Stainless Steel257
Canopy Fittings - Stainless Steel258 - 261
Canopy Fittings - Plastic262 - 263
Shock Cord Loops & Buttons264
Shock Cord Hooks & Connectors265
Webbing Buckles266
Webbing Hooks & Marquee Hooks267
Snap Hooks & Lashing Hooks268
FixClips268
Tube Clips.269
Stayput™ Fasteners270 - 271
Saddles & Rings271
Bar Brackets & Parrel Bead.272
Gunwale - PVC273
Pontoon & Edge Trim.274
Gunwale Caps & Rub Strakes275

Stern Pads & Transom Boards

Stern Pads & Transom Boards276
---------------------------------------	------

Gator Guards

Gator Patch & Gator Skinz277
BowShield & KeelShield278

SkiTow

SkiTow - Pop-up.279
--------------------------	------

Lenco Trim Tabs

Selecting the Right Trim Tab282
Trim Tab Standard Mount283
Trim Tab Edge Mount.284
Trim Tab Super Strong Dual Actuator285
Trim Tab Limited Space & Super Strong.286
Trim Tab Tapered Plate & Reverse Mount287
Bennett Retrofit Kits288
Trim Tab Switch Kits289 - 290
Flybridge Switch Kits291
Trim Tab Actuator292 - 293
Actuator and Trim Tab Accessories294
Auto Glide295 - 296
Auto Glide Kits297
Auto Glide Accessories298

Cleats

Cleats - Stainless Steel

Cleats - Stainless Steel



Part No.	Description	Length (mm)	Width (mm)	Height (mm)	Hole Centres (mm)	Mount Screws (mm)
56760	Stainless Steel Cleat	150	25	28	52 x 42	6 c/s
56762	Stainless Steel Cleat	200	25	35	55 x 42	6 c/s
56764	Stainless Steel Cleat	240	27	40	55 x 44	6 c/s

- Highly polished 316G stainless steel.

Cleats - Standard Duty Stainless Steel



Part No.	Description	Length (mm)	Width (mm)	Height (mm)	Hole Centres (mm)	Mount Screws (mm)
29175	Stainless Steel Cleat	150	45	30	57 x 28	6.4 c/s
29176	Stainless Steel Cleat	200	55	40	72 x 34	6.4 c/s
29177	Stainless Steel Cleat	250	67	46	92 x 45	6.4 c/s
29179	Stainless Steel Cleat	300	87	67	120 x 61	6.4 c/s

- Highly polished 316G stainless steel.
- Standard-duty use.

Cleats - Heavy Duty Stainless Steel



29176HD / 29177HD



29169

NEW
ENTRY

Part No.	Description	Length (mm)	Width (mm)	Height (mm)	Hole Centres (mm)	Mount Screws (mm)
29176HD	Open Base Stainless Steel Cleat	200	65	50	83 x 45	6 c/s
29177HD	Open Base Stainless Steel Cleat	255	70	60	96 x 47	7 c/s
29169	Heavy Duty Stainless Steel Cleat	380	116	72	-	10 c/s

- Highly polished 316G stainless steel.
- Heavy-duty use.



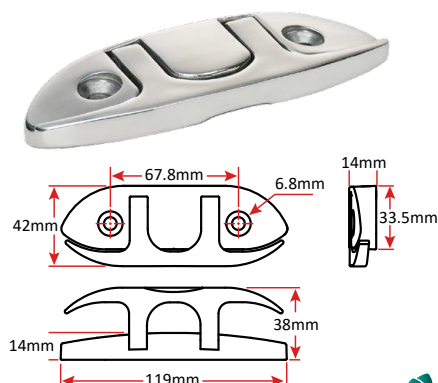
Cleats - Fold Down, Pull-Up & Fender

Cleats - Fold Down Stainless Steel - Relaxn®

Part No.	Description	Length (mm)	Width (mm)	Folded Height (mm)	Unfolded Height (mm)	Hole Centres (mm)	Mount Screws (mm)
29170	Fold Down Cleat	119	42	14	38	67.8	6.8 c/s

NEW ENTRY

- Stylish low profile fold down cleat.
- Highly polished 316G stainless steel.
- Heavy-duty.



relaxn®

Cleats - Pull-Up Stainless Steel

Part No.	Description	Length (mm)	Width (mm)	Pull Up Height A (mm)	Mount Depth B (mm)	Hole Centres C (mm)	Mount Holes (mm)
29171	Pull-Up Cleat	115	29	22.5	50	46	19
29172	Pull-Up Cleat	150	36	22	57	62	22

- High Quality Pull-Up Cleats.
- Highly polished 316G stainless steel.
- Cleat pulls up to 22mm in height from the base and sits almost flush on the deck when not in use.
- Shafts are sleeved for smooth rattle free operation.
- Nuts included.


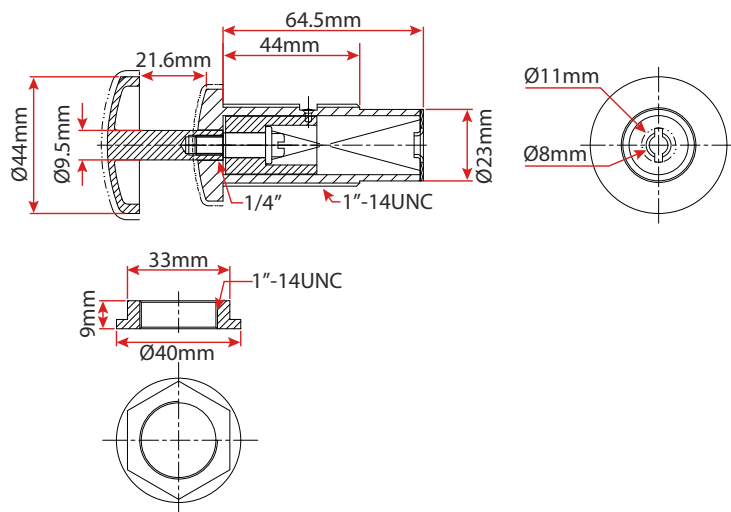


Cleats - Fender Spring Loaded Stainless Steel

Part No.	Description	Pop Out Gap (mm)	Installation Depth (mm)	Width Ø (mm)	Cut Out Ø (mm)
29168	Stainless Steel Fender Spring Loaded Cleat	20	65	44	25

NEW ENTRY

- Single post retractable fender cleat with the low profile spring-loaded design.
- Highly polished 316G stainless steel.
- Watertight performance, provide the high standard appearance to your boat.
- Horizontal or vertical mount.



Fairlead, Ski Tow Eye, Ski Hook & V-Cleats

Fairlead - Stainless Steel



Part No.	Description	Length (mm)	Line Size (mm)	Mount Screws (mm)	Sold As
29431	Stainless Steel Fairlead	115	13	5 c/s	Pair
29432	Stainless Steel Fairlead	150	19	5 c/s	Pair

- Highly polished 316G stainless steel.
- Supplied in one Port and one Starboard pair.

Ski Tow Eye - Transom Mount Stainless Steel



Part No.	Description	Length (mm)	O.D. (mm)	Protrusion (mm)	Mounting Shaft (mm)
29710	Stainless Steel Ski Tow Eye	100	60	40	8 x 40
29710A	Stainless Steel Ski Tow Eye	100	75	35	10 x 62

- 304G stainless steel solid welded construction.
- Stainless steel nuts & washers included.

Ski Hook - Stainless Steel



Part No.	Description	Overall Length (mm)	Mounting Shaft (mm)
29712	Stainless Steel Ski Hook and Base	120	10 x 72

- Shaft, nut, washer & cast stainless steel base.

V-Cleats - Stainless Steel



Part No.	Description	Rope Dia. Ø (mm)	Length (mm)	Width (mm)	Height (mm)	Hole Centres (mm)	Mount Screws (mm)
29164	V-Cleat - Open	3 - 6	48	14	17.8	36	4.8 c/s
29163	V-Cleat - Closed	3 - 6	70	17	18.5	56	4.8 c/s

- V-Cleats are a simple low profile, snag free solution to secure fibrous rope under moderate loads.
- Makes cleating or releasing rope, quick and easy.
- Highly polished 316G stainless steel.

V-Cleats - Roller - Nylon



Part No.	Description	Rope Dia. Ø (mm)	Length (mm)	Width (mm)	Height (mm)	Hole Centres (mm)	Mount Screws (mm)
NEW ENTRY 35240	Roller V-Cleat	3 - 6	82	19	25	66	5 c/s

- V-Cleats are a simple low profile, snag free solution to secure fibrous rope under moderate loads.
- Makes cleating or releasing rope, quick and easy.
- Roller ensures rope can be guided through the cleat at almost any angle.

V-Cleats - Nylon



Part No.	Description	Rope Dia. Ø (mm)	Length (mm)	Width (mm)	Height (mm)	Hole Centres (mm)	Mount Screws (mm)
NEW ENTRY 35244	V-Cleat	2 - 4	47	15	17	34	5 c/s
NEW ENTRY 35242	V-Cleat	3 - 6	82	19	25	66	5 c/s
NEW ENTRY 35246	V-Cleat	4 - 12	108	25	38	83	6 c/s

- V-Cleats are a simple low profile, snag free solution to secure fibrous rope under moderate loads.
- Makes cleating or releasing rope, quick and easy.



Cleats - Weld On Alloy

Part No.	Description	Cap Width (mm)	Length (mm)	Width (mm)	Height (mm)	Base (mm)	
293718	Cast Alloy Cleat	7	165	21	39	75 x 21	NEW ENTRY

- Marine grade alloy.
- Weld cleat directly to the deck and paint for a desired finish.



Cleat - Weld On Alloy Pilot Hole

Part No.	Description	Length (mm)	Width (mm)	Height (mm)	Base (mm)
293719	Cast Alloy Weld On Pilot Hole Cleat	230	75	65	125 x 75

- Marine grade alloy.
- Weld cleat directly to the deck and paint for a desired finish.
- Pilot hole dimples underneath.



Cleats - Dock Alloy

Part No.	Description	Length (mm)	Width (mm)	Height (mm)	Hole Centres (mm)	Mount Screws (mm)
293720	Cast Alloy Dock Cleat	285	45	70	105	12 c/s

- Heavy-duty alloy.
- Fixing holes 2 on top.
- Large hole for mooring ropes and a solid base.



Cleats - Dock Alloy Heavy Duty

Part No.	Description	Length (mm)	Width (mm)	Height (mm)	Hole Centres (mm)	Mount Screws (mm)
293721	Cast Alloy Heavy Duty Dock Cleat	340	72	80	125	14 c/s

- Heavy-duty alloy.
- Fixing holes 2 on top.
- Large hole for mooring ropes and a heavy-duty solid base.



Cleats - Nylon

Part No.	Description	Colour	Length (mm)	Width (mm)	Height (mm)	Hole Centres (mm)	Mount Screws (mm)
29950	Nylon Cleat	Black	100	15	20	28	3 c/s
29951	Nylon Cleat	Black	130	18	25	38	6 c/s
29952	Nylon Cleat	Black	165	20	30	42	3 c/s
29954	Nylon Cleat	Black	205	25	35	45	6 c/s

- Heavy-duty nylon.
- Fixing holes 2 on top.
- Large hole for mooring ropes and a solid base.



29950 / 29952



29951 / 29954

Bollards

Bollards - Stainless Steel & Alloy

Bollards - Solid Cross Stainless Steel



Part No.	Description	Shaft Ø (mm)	Width (mm)	Height (mm)	Base L x W (mm)	Mount Screws (mm)
29098	Solid Cross Bollard	25	92	94	62 x 62	6 c/s
29099	Solid Cross Bollard	30	114	114	76 x 76	8 c/s
29096	Solid Cross Bollard	35	140	150	140 x 85	10 r/h

- Heavy-duty 316G polished stainless steel.

Bollard - Split Stainless Steel



Part No.	Description	Shaft Ø (mm)	Width (mm)	Height (mm)	Base (mm)	Mount Screws (mm)
29101	Split Bollard No Pin	20	94	84	62 x 62	6 c/s

- Heavy-duty 316G stainless steel.
- Suits 8mm to 10mm chain.

Bollard - Split - Spring Loaded Captive Pin Stainless Steel



Part No.	Description	Shaft Ø (mm)	Width (mm)	Height (mm)	Base (mm)	Pin Ø (mm)	Mount Screws (mm)
29100	Split Bollard Spring	20	122	84	62 x 62	10	7 c/s
29102	Split Bollard Spring	26	155	115	86 x 86	12	8 c/s

- Heavy-duty 316G stainless steel.
- Spring loaded captive pin to hold the chain.
- **29100** suits 8 - 10mm chain.
- **29102** suits 10 - 13mm chain.

Bollards - Weld On Alloy



Part No.	Description	Shaft Ø (mm)	Width (mm)	Height (mm)	Base (mm)
29104	Alloy Weld On Bollard	19	80	85	60 x 62
29105	Alloy Weld On Bollard	21	100	100	75 x 75
29116	Alloy Weld On Bollard	27	150	142	187 x 187

- Marine grade alloy.
- Designed for welding.
- Pilot hole dimples underneath.

Bollard - Weld On Raked Alloy



Part No.	Description	Shaft Ø (mm)	Width (mm)	Height (mm)	Base (mm)
29108	Alloy Weld On Raked Bollard	22	100	105	97 x 68

- Marine grade alloy.
- Designed for welding.
- Teardrop shaped base plate.



Hawse Pipes - Oval Stainless Steel

Part No.	Description	Overall Size (mm)	Opening (mm)	Intrusion (mm)	Mount Screws (mm)
29900	Stainless Steel Oval Hawse Pipe	177 x 101	115 x 40	54	6.5 c/s
29904	Stainless Steel Oval Hawse Pipe	239 x 135	180 x 75	26	6.5 c/s

- 316G stainless steel.
- Highly polished.



Hawse Pipe - Triangular Stainless Steel

Part No.	Description	Overall (mm)	Opening (mm)	Intrusion (mm)	Mount Screws (mm)
29903	Stainless Steel Triangle Hawse Pipe	203 x 125	127 x 76	51	5 c/s

- 316G stainless steel.
- Designed to be mounted in a corner for rope lead.



Hawse Pipe - Rectangular Stainless Steel

Part No.	Description	Overall (mm)	Opening (mm)	Intrusion (mm)	Mount Screws (mm)
29906	Stainless Steel Rectangular Hawse Pipe	153 x 82	100 x 50	28.5	5 c/s

- 316G stainless steel.
- Highly polished.



Anchor Chain Stopper- Stainless Steel

Part No.	Description	Length (mm)	Width (mm)	Height (mm)	Weight (kg)	Mount Screws (mm)
29500	Stainless Steel Anchor Chain Stopper	79	68	60	0.62	12 c/s

- 304G stainless steel.
- Suitable for 6, 8 and 10 mm chain.



Anchor Chain Stopper - Heavy Duty Stainless Steel

Part No.	Description	Length (mm)	Width (mm)	Height (mm)	Weight (kg)	Mount Screws (mm)
29502	Stainless Steel Heavy Duty Anchor Chain Stopper	146	102	70	1.66	9 c/s

- 316G stainless steel.
- Suits 8-10 mm chain.



Bow Rollers

Bow Rollers - Stainless Steel

Bow Roller - Moray Stainless Steel



Part No.	Description	Overall Length (mm)	Width (mm)	Height (mm)	Weight (kg)	Anchor (kg)
29462	Stainless Steel Moray Bow Roller	400	80	80	2.8	15

- 316G Stainless steel bow roller.
- Double action.
- Thickness 3mm.
- Suitable for sand anchors: CQR, Delta, SOC
- 4 x 8 mm mounting holes.
- Italian made quality.


Bow Roller - Lobster Stainless Steel



Part No.	Description	Overall Length (mm)	Width (mm)	Height (mm)	Weight (kg)	Anchor (kg)
29466	Stainless Steel Lobster Bow Roller	440	120	90	5.6	15

- 316G Stainless steel bow roller.
- Double action.
- Thickness 5mm.
- 6 x 8mm mounting holes.
- Italian made quality.

Bow Roller - Shark Stainless Steel



Part No.	Description	Overall Length (mm)	Width (mm)	Height (mm)	Weight (kg)	Anchor (kg)
29470	Stainless Steel Shark Bow Roller	330	71	100	2.8	15
29476	Stainless Steel Shark Bow Roller	490	71	100	4.2	25

- 316G Stainless steel bow roller.
- Double action.
- Suitable both for sand and rock anchors: Bruce, Trefoil, CQR, SOC, Delta, Brittany and Danforth.
- Thickness: 4mm.
- 4 x 8mm mounting holes.
- Italian made quality.

Bow Roller - Bonito - Stainless Steel



Part No.	Description	Overall Length (mm)	Width (mm)	Height (mm)	Weight (kg)	Anchor (kg)
29461	Stainless Steel Bonito Bow Roller	440	71	200	2.8	20

- 316G Stainless steel bow rollers with gimballing nose.
- Double action.
- Suitable both for sand and rock anchors.
- 4 x 8mm mounting holes.
- Italian made quality.



Bow Rollers & Replacement Rollers

Bow Roller - Hinged Stainless Steel

Part No.	Description	Overall Length (mm)	Width (mm)	Height (mm)	Mount Screws (mm)
29439	Stainless Steel Bow Roller	380	60	75	6 c/s

- 304G stainless steel.
- Takes 9 Kg Anchor.
- Hinged for quick anchor deployment and retrieval.
- Reinforced pressed sides for increased strength.
- Base plate 245mm to hinge x 135mm end.
- Base -150mm x 55mm.



Bow Roller - with Pin Stainless Steel

Part No.	Description	Overall Length (mm)	Width (mm)	Height (mm)	Mount Screws (mm)
29435	Bow Roller with Pin	195	55	70	7 c/s
29436	Bow Roller with Pin	230	55	73	9 c/s

- Heavy-duty pressed 304G stainless steel.
- With 50mm black nylon poly rollers.
- **29435** Quick release captive pin retains rope or chain on rollers.



Bow Roller - Alloy - Weld On

Part No.	Description	Overall Length (mm)	Width (mm)	Height (mm)	
29405	Alloy Weld On Bow Roller with Pin	200	65.8	53	NEW ENTRY



Bow Roller - Quick Release Pin

Part No.	Description	Overall Length L x Ø (mm)	
29406	Quick Pin suits Anchor Devices	112 x 10	NEW ENTRY

- Quick release replacement pin.
- Stainless steel shaft.
- Plastic finger grip.



Pin pushes in to release the ball bearings allowing the pin to be removed

Replacement Rollers - Nylon

Part No.	Description	Size	Colour	Max Ø (mm)	Width (mm)	Pin Ø (mm)
29425	Bow Roller Replacement	Small	White	55	60	12
29427	Bow Roller Replacement	Large	White	70	62	12

- Suitable for use with chain or rope.
- High quality reinforced nylon.
- Italian made quality.



Scuppers, Drains, Plugs & Covers

Drain Sockets & Bungs



Bungs - Snap Handle Nylon



Part No.	Description	Suits Socket Ø (mm)
23129	Snap Handle Bung	22.5
23133	Snap Handle Bung	25
23134	Snap Handle Bung	35
23137	Snap Handle Bung	40
23136	Snap Handle Bung	41
23138	Snap Handle Bung	50

- Made from nylon.
- Expands when snap handle is pushed down.
- **23136** and **23138**: Includes a tie off point for safety cord.
- **23138** suits drain sockets below.

Drain Sockets & Non-Return Valve - Plastic



Drain Sockets					
Part No.	Colour	Flange O.D. (mm)	I.D. (mm)	Thread Length (mm)	Cut Out Ø (mm)
23131	White	40	25	55	32
23132	White	40	25	150	32
23131B	Black	40	25	55	32
23132B	Black	40	25	150	32

Drain Socket with Tail						
Part No.	Colour	Flange O.D. (mm)	I.D. (mm)	Thread Length (mm)	Tail Ø O.D. (mm)	Cut Out Ø (mm)
23130	White	40	25	70	28	32
23130B	Black	40	25	70	28	32

Non-Return Valve				
Part No.	Description	Colour	Suits Internal Ø (mm)	
231300	Non-Return Cap suits White Drain Sockets	White	25	
231302	Non-Return Cap suits Black Drain Sockets	Black	25	

- Supplied in white or black.
- Drain Sockets suits **23133** Snap Handle Bung.





Drain Collar - Splash Well Plastic

Part No.	Description	Flange O.D. (mm)	I.D. (mm)	Length (mm)	Cut Out Ø (mm)
29786	Splash Well Drain Collar	37	23	48	25

- Sealant recommended for water tight seal.
- Drain Sockets suits **23129** Snap Handle Bung.



Drain Sockets with Push-On Collar - Nylon

Part No.	Description	Flange O.D. (mm)	I.D. (mm)	Max. Hull Thickness (mm)	Cut Out Ø (mm)
29775	Splash Well Drain with Push-On Collar	31	18	75	25
29780	Splash Well Drain with Push-On Collar	32	19	52	25
29785	Push-On Collar Only suits 29780				

- Two piece moulded nylon construction.
- Press Collar onto Drain Socket for easy installation.
- Sealant recommended for water tight seal.



Drain Sockets with Cover - Nylon

Part No.	Colour	Cover L x W (mm)	Length (mm)	Flange O.D. (mm)	I.D. (mm)	Max. Hull Thickness (mm)	Cut Out Ø (mm)
29781	White	42 x 36	72	30	19	55	25
29782	Black	42 x 36	72	30	19	55	25

- Press Collar onto Drain Socket for easy installation.
- Supplied in white or black with removable cover.
- Sealant recommended for water tight seal.



Removable Cover



Drain Plugs & Bungs

Drain Plug - Plastic Plug & Stainless Steel Base



NEW
ENTRY

Part No.	Description	Base (mm)	Bung Ø (mm)	Cut Out Ø (mm)	Mount Screws (mm)
23139	Stainless Steel Base with Plastic Plug	65 x 40	25	32	4 c/s
23141	Stainless Steel Base with Plastic Plug	55 x 36	19.5	25	4 c/s
23139B	Plug Only suits 23139				

- Coarse thread.
- Nylon washer provides a water tight seal.
- Built in retainer to prevent loss.

Drain Plug - Plastic Plug & Base 20mm



Part No.	Description	Base (mm)	Bung Ø (mm)	Cut Out Ø (mm)	Mount Screws (mm)
23144B	Plastic Plug with Plastic Base	51 x 34	18	25	4 c/s
23142	Replacement Plug and Washer suits 23144B				
23142W	Replacement Washer suits 23144B				

- Coarse thread.
- Nylon washer provides a water tight seal.
- Built in retainer prevents bung loss.

NOTE: 23142 does not suit 23141.

Drain Plug - Plastic Plug & Base 30mm



Part No.	Description	Base (mm)	Bung Ø (mm)	Cut Out Ø (mm)	Mount Screws (mm)
23148	Plastic Plug with Plastic Base	68 x 50	30	40	4.5 r/h
23149	Replacement Plug and Washer suits 231448				
23149W	Replacement Washer suits 231448				

- Coarse thread.
- Nylon washer provides a water tight seal.
- Built in retainer prevents bung loss.

Drain Plug - Fine Thread Plastic



Part No.	Description	Bung Ø (mm)	Cut Out Ø (mm)
23146	Fine Thread Plug Only (V-Thread)	20	25

- Fine Thread Bung Plug with coloured washer.
- Nylon washer provides a water tight seal.
- Built in retainer prevents bung loss.
- Washer colours may vary.



Drain Plug - Plastic Plug & Base with O-ring Seal

Part No.	Description	Colour	Base (mm)	Bung Ø (mm)	Cut Out Ø (mm)	Mount Screws (mm)
23632	Plastic Bung Assembly	Black	55 x 37	19	25	4 r/h
23633	Plastic Bung Assembly	White	60 x 40	23	30	4 r/h
23634	Plastic Bung Assembly	Black	60 x 40	23	30	4 r/h
23635	Plastic Bung Assembly	Black	70 x 60	30	40	4 r/h
23636	Plastic Bung Assembly	White	70 x 60	30	40	4 r/h
23638	Plastic Bung Assembly	Black	70 x 80	40	50	4 r/h
23640	Plastic Bung Assembly	White	70 x 80	40	50	4 r/h

- High quality drain plugs.
- Rubber O-ring provides a water tight seal.
- Built in retainer prevents bung loss.

Replacement Drain Plugs

Part No.	Description	Colour	Bung Ø (mm)	Suits
23632B	Drain Plug only	Black	19	23632
23633B	Drain Plug only	White	23	23633
23634B	Drain Plug only	Black	23	23634
23635B	Drain Plug only	Black	30	23635
23636B	Drain Plug only	White	30	23636
23638B	Drain Plug only	Black	40	23638
23640B	Drain Plug only	White	40	23640

- High quality replacement drain plugs.
- Rubber O-ring provides a water tight seal.
- Built in retainer prevents bung loss.



Drain Plugs - Nairn

Part No.	Description	Colour	Base (mm)	Bung Ø (mm)	Cut Out Ø (mm)	Mount Screws (mm)
235109	Drain Plug Complete	White	50 x 44	20	25	4 c/s
235110	Drain Plug Complete	Black	50 x 44	20	25	4 c/s
235113	Drain Plug Only - White					
235108	Drain Plug Only - Black					

- High quality 20mm fine thread drain plugs.
- Stainless steel spring.



Bungs - Rubber

Part No.	Description	Size	Colour	Min - Max Ø (mm)
23104	Rubber Bung	4	Black	13 - 15.5
23106	Rubber Bung	5	Black	13.8 - 15.8
23108	Rubber Bung	6	Black	15.5 - 18
23110	Rubber Bung	7	Black	16 - 19.5
23112	Rubber Bung	8	Black	17.5 - 21.5
23114	Rubber Bung	9	Black	18 - 22
23115	Rubber Bung	10	Black	20.5 - 25

- Suitable for plugging bung hole sizes ranging from 13-25mm.



Timber Bung

Part No.	Description	Length (mm)	Diameter Ø (mm)
50232	Timber Bung	150	20-45



Scupper/Vent & Trim

Scupper/Vent & Trim - Nylon



NEW ENTRY

NEW ENTRY

NEW ENTRY

NEW ENTRY

Scupper/Vent & Trim Kit						
Part No.	Description	Size	Colour	Overall Size L x W (mm)	Cut Out L x W (mm)	Mount Screws (mm)
36702	Scupper/Vent & Trim Kit	Small	White	175 x 120	113 x 60	5 r/h
36698	Scupper/Vent & Trim Kit	Small	Black	175 x 120	113 x 60	5 r/h
36703	Scupper/Vent & Trim Kit	Large	White	238 x 145	180 x 86	5 r/h
36699	Scupper/Vent & Trim Kit	Large	Black	238 x 145	180 x 86	5 r/h

Scupper/Vent Only						
Part No.	Description	Size	Colour	Overall Size L x W (mm)	Cut Out L x W (mm)	Mount Screws (mm)
36704	Scupper/Vent	Small	White	175 x 120	113 x 60	5 r/h
36706	Scupper/Vent	Small	Black	175 x 120	113 x 60	5 r/h
36707	Scupper/Vent	Large	White	238 x 145	180 x 86	5 r/h
36709	Scupper/Vent	Large	Black	238 x 145	180 x 86	5 r/h

Trim Only						
Part No.	Description	Size	Colour	Overall Size L x W (mm)	Cut Out L x W (mm)	Mount Screws (mm)
36705	Trim suits Scupper/Vent	Small	White	132 x 79	113 x 60	
36696	Trim suits Scupper/Vent	Small	Black	132 x 79	113 x 60	
36708	Trim suits Scupper/Vent	Large	White	198 x 106	180 x 86	
36697	Trim suits Scupper/Vent	Large	Black	198 x 106	180 x 86	

Spare Parts						
Part No.	Description					
36701	Scupper/Vent Spring Spare suits Small and Large					

- Ideal for draining the deck of a boat or an air vent on a caravan or camper trailer.
- Spring loaded door snaps shut.
- Water tight rubber seal.
- Australian made.

Kit Includes:

- 1 x Scupper/Vent.
- 1 x Trim.

Scupper/Vent - Alloy



Part No.	Description	Size	Colour	Overall Size L x W (mm)	Cut Out L x W (mm)
36710	Scupper/Vent	Small	Alloy	168 x 112	116 x 63
36711	Scupper/Vent	Large	Alloy	240 x 148	186 x 93
36712	Scupper/Vent	Small	White Enamel Coated	168 x 112	116 x 63
36713	Scupper/Vent	Large	White Enamel Coated	240 x 148	186 x 93

Spare Parts						
Part No.	Description					
36714	Repair Kit Rubber Seal & Single Spring to suit Small Scupper					
36715	Repair Kit Rubber Seal & Double Spring to suit Large Scupper					

- Ideal for draining the deck of a boat or air pressurizing your caravan, van body or as a vent to allow air flow in.
- Spring loaded door snaps shut.
- Water tight seal.
- Pilot holes for mounting.
- Australian made.



Scupper - EZ Series 10° Rectangular

Part No.	Description	Shape	Length (mm)	Width (mm)	
36678	EZ Series 10° Scupper	Rectangular	182.88	83.82	NEW ENTRY

- Marine grade 316 stainless.
- No screw holes or sealants required to mount.
- Much more aesthetically pleasing without visible fasteners.
- Faster installation time.
- Replace traditional flapper scuppers without using sealant.
- The VHB tape creates a water-tight seal.
- Less opportunity for water damage, cracking and delamination.



Scupper - EZ Series Stainless Steel

Part No.	Description	Shape	Diameter O.D. (mm)	Diameter I.D. (mm)	
36670	EZ Series S/S Scupper	Round	72.39	38	NEW ENTRY

- Marine grade 316 stainless.
- No screw holes or sealants required.
- Much more aesthetically pleasing without visible fasteners.
- Faster installation time.
- Replace traditional flapper scuppers without using sealant.
- The VHB tape creates a water-tight seal.
- Less opportunity for water damage, cracking and delamination.



Scupper - Valve

Part No.	Description	Colour	Diameter O.D. (mm)	Cut Out (mm)	Mount Screws (mm)
45486	Nylon Scupper Valve	White	70	47	3 c/s

- Made from white nylon material with a rubber flap valve that opens to let water out then seals back to prevent water entering.



Scupper - Captive Ball

Part No.	Description	Length (mm)	Diameter O.D. (mm)	Cut Out (mm)	Mount Screws (mm)
36716	Transonic Ball Scupper	64	76	28.57	4 r/h

- 70% More drainage.
- Seals water from entering deck.
- Twists off feature allows easy cleaning.
- Slotted to fit over motorwell tubes.



Scupper/Vent & Trim

Scupper - Skin Fitting Nylon & Stainless Steel



Non return valve

Part No.	Description	Colour	Tail Ø		Thread Length (mm)	Cut Out (mm)
			(in)	(mm)		
45790	Scupper Skin Fitting S/S	Black	1"	25	45	35
45791	Scupper Skin Fitting S/S	Black	1 ½"	38	45	40

- Nylon thru-hull connection skin fitting and barb tail, 316 grade stainless steel trim plate.
- Non return valve.
- Skin fitting and tail is glass reinforced nylon compound.
- For thin hull sections up to ¾" (16mm) maximum.
- Skin fitting includes backnut.

Scupper - Through Hull



Non return valve

Part No.	Description	Colour	Tail Ø		Thread Length (mm)	Cut Out (mm)
			(in)	(mm)		
NEW ENTRY 45796	Scupper Through Hull	Black	1 ½"	38	25	56

- The low profile head and recessed flapper provide a more attractive installation than the typical, external flapper scupper.
- The flapper is moulded of a flexible thermoplastic that is totally impervious to the effects of sun and chemicals found in the marine environment.
- These flappers will not curl up, rot, or lose their sealing ability.
- Barbed to fit 1 ½" I.D. hose.
- Fits hulls thickness 16mm.
- Includes backnut.

Transducer Covers & Brackets

Transducer Covers



Part No.	Description	Size	Overall Dimensions L x W x H (mm)	Internal Dimensions L x W x H (mm)
NEW ENTRY 47150	Transducer Cover	Small	135 x 150 x 66	130 x 73 x 45
NEW ENTRY 47152	Transducer Cover	Large	203 x 205 x 109	199 x 98 x 87

- Alloy.
- Deflect the spray from your transducer.

Transducer Bracket



47200



47202

Part No.	Description	Type	Tracking W x H (mm)	Mount Plate Size W x H x D (mm)
NEW ENTRY 47200	Transducer Bracket Adjustable	Straight	32 x 205	88 x 63
NEW ENTRY 47202	Transducer Bracket Adjustable	Right Angle	32 x 205	88 x 63 x 115

- Attach to the transom of the boat to allow for a quick and easy adjustment on the sliding 205mm track.
- Total Protrusion: 35mm (including the clamp knob).



Drain Cockpit / Shower - Stainless Steel Face

Part No.	Angle	Drain Face Ø (mm)	Floor Thickness (mm)	Cut Out Ø (mm)	Hose I.D. Ø		Tail Length (mm)
					(in)	(mm)	
45490	120°	72	25	31	1 ½"	28	30
45492	120°	85	25	52	1 ¾"	38	40

- Nylon and stainless steel.
- Top stainless steel cover is removable for easy cleaning.
- Rod down the centre of the body to prevent large obstructions being lodged in the body of the pipe.



Drain Cockpit / Shower - Flush Mount

Part No.	Angle	Drain Face Ø (mm)	Floor Thickness (mm)	Cut Out Ø (mm)	Hose I.D. Ø		Tail Length (mm)	
					(in)	(mm)		
231306	Straight	56	9.5 to 25	38	1"	25	25	NEW ENTRY
231307	90°	56	7 to 25	38	1"	25	25	NEW ENTRY

- Molded fibre reinforced acetal with beautifully polished stainless steel.
- Drain face mounts flush.
- The centre cap is removable for easy cleaning.
- Spacers included for thinner floor thickness.
- Concave shape for improved draining.



Drain Cockpit / Shower - Skin Fitting

Part No.	Drain Face Ø (mm)	Floor Thickness (mm)	Cut Out Ø (mm)	Hose I.D. Ø		Tail Length (mm)	
				(in)	(mm)		
45494	65	Up to 43	47	1 ½"	38	35	NEW ENTRY

- Molded Polypropylene.
- Square Mesh to prevent large objects going down the drain.



Drain Cockpit / Shower - Recessed Mount

Part No.	Drain Face Ø (mm)	Floor Thickness (mm)	Cut Out Ø (mm)	Hose I.D. Ø		Tail Length (mm)	
				(in)	(mm)		
45496	54.9	Up to 39	47.3	1 ½"	38	36	NEW ENTRY

- Molded Polypropylene.
- Drain face mounts flush.
- Hexagonal Mesh to prevent large objects going down the drain.
- Drain face has an 8.1mm countersink.



Drain Plugs & Deck Fillers - Cast Alloy

Drain Plug - 1-1/2" BSP



NEW ENTRY

Part No.	Description	Flange O.D. (mm)	Protrusion (mm)	Intrusion (mm)	Cut Out Ø (mm)
29600	1-1/2" BSP Nylon Drain Plug & Alloy Base	88	15	10	62
29600F	1-1/2" BSP Replacement Alloy Flange Base				
29601	1-1/2" BSP Replacement Nylon Plug & O-ring (Thread O.D. 48mm)				

- Nylon Plug and Alloy Base.
- Drain Plug is designed to be welded.
- Fibreglass reinforced nylon plug is supplied with a rubber O-ring seal.
- Plug and base will not seize together, no more need for anti-seize grease.
- Pilot holes provided for screw mount option.

Drain Plug - 1-1/2" UNF




Rear View

Part No.	Description	Flange O.D. (mm)	Protrusion (mm)	Intrusion (mm)	Cut Out Ø (mm)
29616	1-1/2" UNF Nylon Drain Plug & Alloy Base	75	10	10	50
29618	1-1/2" UNF Replacement Nylon Plug & O-ring (Thread O.D. 38mm)				

- Nylon Plug and Alloy Base.
- Drain Plug is designed to be welded.
- Fibreglass reinforced nylon plug is supplied with a rubber O-ring seal.
- Plug and base will not seize together, no more need for anti-seize grease.
- Pilot holes provided for screw mount option.

Drain Plug - Weld On

Improved Design



NEW ENTRY

NEW ENTRY

NEW ENTRY

Part No.	Description	Flange O.D. (mm)	Flange Thickness (mm)	Bung Ø (mm)	Intrusion (mm)	Cut Out Ø (mm)
29617	6061 Alloy Drain Plug	62	5.8	36	12	45
29617-BULK	6061 Alloy Drain Plug - 20 Pack					
29617F	6061 Alloy Flange suits 29617					
23635B	Replacement Bung					

- Ideal for any weld on/in solutions.
- Nitrile O-ring provides a water tight seal.
- Nylon bung with built in retainer to prevent bung loss.
- Coarse thread.
- Machined 6061 alloy.
- Improved alloy thickness.

Deck Filler - Ridge Cap 1-3/4" BSP Alloy



Part No.	Description	Flange O.D. (mm)	Protrusion (mm)	Intrusion (mm)	Cut Out Ø (mm)
29604	1-3/4" BSP Deck Filler Cap & Base	86	20	21	62
29605	1-3/4" BSP Replacement Ridge Type Cap & O-ring				

- Ridge Type Cap and Base.
- Alloy Deck fillers are designed to be welded.
- Ridge type cap.
- Supplied complete with rubber O-ring seal.
- No pre-drilled holes.



Deck Filler - Slotted Cap 1-3/4" BSP Alloy

Part No.	Description	Flange O.D. (mm)	Tail Ø (mm)	Protrusion (mm)	Intrusion (mm)	Cut Out Ø (mm)
29612	1-3/4" BSP Deck Filler Cap, Base & Tail	86	45	13	75	62
29606	1-3/4" BSP Deck Filler Cap & Base	82	-	13	21	62
29607	1-3/4" BSP Replacement Slot Type Cap & O-ring (Thread O.D. 48mm)					

- Slotted type cap, Base and Tail options supplied.
- Alloy deck fillers are designed to be welded.
- Slot type cap.
- Supplied complete with rubber O-ring seal.
- No pre-drilled holes.



Deck Filler - Fuel 1-1/2" UNF

Part No.	Description	Flange O.D. (mm)	Tail Ø (mm)	Protrusion (mm)	Intrusion (mm)	Cut Out Ø (mm)
29610	1-1/2" UNF Deck Filler Cap, Base & Tail - Fuel	80	38	20	75	50
29613	1-1/2" UNF Deck Filler Cap & Base - Fuel	14	-	19	10	50
29614	1-1/2" UNF Replacement Alloy Cap & O-ring (Thread O.D. 38mm)					

- Ribbed Type Cap, Base and Tail options supplied.
- Alloy Deck fillers are designed to be welded.
- Cap marked with "FUEL" for easy identification.
- Ribbed edge provide extra grip for easier cap removal.
- Supplied complete with rubber O-ring seal.
- Pilot holes provided for screw mount option.



Deck Filler - 1-1/2" UNF with Breather

Part No.	Description	Flange O.D. (mm)	Protrusion (mm)	Intrusion (mm)	Cut Out Ø (mm)
29620	1-1/2" UNF Deck Filler Cap with Breather & Base - Fuel	75	25	10	50
29622	1-1/2" UNF Replacement Cap with Breather & O-ring				

- Ribbed Type Cap with Breather and Base.
- Alloy Deck fillers are designed to be welded.
- Cap includes breather.
- Ribbed edge provide extra grip for easier cap removal.
- Supplied complete with rubber O-ring seal.
- Pilot holes provided for screw mount option.



Deck Filler - Hose Tails - Alloy

Part No.	Description	Length (mm)	Tail Ø (mm)
29609	1-3/4" BSP - Hose Tail	75	50
29608	1-1/2" UNF - Hose Tail	75	38



BSP / UNF Thread

Hose Tail

Hose Tails to suit Deck Fillers





Deck Fillers - Stainless Steel

Deck Fillers - Lockable Stainless Steel



29666 / 29670

29671

29668



Part No.	Type	Angle	Hose Size Ø		Flange O.D. (mm)	Cut Out Ø (mm)	Protrusion (mm)	Intrusion (mm)	Mount Screws (mm)
			(mm)	(in)					
29670	Fuel	Straight	38	1-½"	90	52	17	80	5 c/s
29671	Water	Straight	38	1-½"	90	52	17	80	5 c/s
29666	Fuel	Straight	50	2"	90	52	17	80	5 c/s
29668	Diesel	Straight	50	2"	90	52	17	80	5 c/s
29673	Fuel	30°	38	1-½"	90	52	17	105	5 c/s
29665	Diesel	30°	50	2"	90	52	17	97	5 c/s

- 316G stainless steel.
- Cylinder lock made from marine grade stainless steel.
- Designed when locked the cap revolves freely but cannot be opened.
- O-ring seal.
- Cap retainer wire.
- 2 keys included.

NOTE: These fillers are not breathable.

29673



Deck Fillers - Stainless Steel



29636 / 29633

29638 / 29630



29640

29634 / 29632



Deck Fillers									
Part No.	Type	Angle	Hose Size Ø		Flange O.D. (mm)	Cut Out Ø (mm)	Protrusion (mm)	Intrusion (mm)	Mount Screws (mm)
			(mm)	(in)					
29634	Water	Straight	38	1-½"	74	46	6.5	76	5 c/s
29636	Diesel	Straight	38	1-½"	74	46	6.5	76	5 c/s
29638	Petrol	Straight	38	1-½"	74	46	6.5	76	5 c/s
29640*	Waste	Straight	38	1-½"	74	46	6.5	76	5 c/s
29630	Petrol	Straight	50	2"	89	52	7.5	82	5 c/s
29631	Gas	Straight	50	2"	89	52	7.5	82	5 c/s
29632	Water	Straight	50	2"	89	52	7.5	82	5 c/s
29633	Diesel	Straight	50	2"	89	52	7.5	82	5 c/s
29625	Fuel	30°	50	2"	89	52	7.5	108	5 c/s

Replacement Key

Part No.	Description	Suits Fillers (mm)	Key Size Centre to Centre (mm)
29641	S/S Replacement Key For Deck Fillers	38 / 50	30

Replacement BSP Caps

Part No.	Description	Suits Fillers	Cap Diameter	
			(mm)	(in)
29645	Replacement BSP Cap Only suits 1-½" Hose Deck Filler	29634 / 29636 / 29638 / 29640	38	1-½"
29646	Replacement BSP Cap Only suits 2" Hose Deck Filler	29630 / 29632 / 29633	50	2"

- 316G stainless steel.
- Flush mounting.
- O-ring seal.
- Cap retainer chain.
- Key included.

*NOTE: 29640 suits 29643 Waste Camlock Connector.

29641

29645 / 29646



Deck Fillers - Fuel Red Cap Nylon

Part No.	Type	Hose Size Ø		Flange O.D. (mm)	Cut Out Ø (mm)	Protrusion (mm)	Intrusion (mm)	Mount Screws (mm)
		(mm)	(in)					
29661	Fuel	38	1-½"	76	46	8	75	5 c/s

- Marine grade nylon base with a red nylon flip up grip cap.
- Flush mount.
- O-ring seal.
- Cap retainer chain.



Deck Fillers - Water/Fuel/Universal Nylon

Part No.	Type	Hose Size Ø		Flange O.D. (mm)	Cut Out Ø (mm)	Protrusion (mm)	Intrusion (mm)	Mount Screws (mm)
		(mm)	(in)					
29824	Fuel	38	1-½"	90	55	16	65	5 c/s
29825	Water	38	1-½"	90	55	16	65	5 c/s
29836	Fuel	50	2"	90	55	16	65	5 c/s
29837	Water	50	2"	90	55	16	65	5 c/s

- Marine grade nylon cap and base.
- Flush mounting.
- O-ring seal.
- Cap retainer chain.



29824



29825



29836



29837

Deck Fillers - Fuel Vented

Part No.	Type	Cap	Hose Size Ø		Cap L x W (mm)	Cut Out L x W (mm)	Breath Tube Ø (mm)	Mount Screws (mm)
			(mm)	(in)				
29680	Fuel Vented	Black	38	1-½"	120 x 75	75 x 51	16	5 c/s
29682	Fuel Vented	White	38	1-½"	120 x 75	75 x 51	16	5 c/s

- Flip top cap with "Fuel" identification symbol.
- Integrated vent tube with flame arrestor.
- U.V. Stabilised glass reinforced nylon.
- Rubber seal.
- Button lock.



29682



29680

Drink Holders

Drink Holder - Folding Stainless Steel - Relaxn®



relaxn®

NEW ENTRY

Part No.	Description	Dimensions Open LxWxH (mm)	Closed Depth (mm)	Cup Ø (mm)	Mount Screws (mm)
37478	Drink Holder Folding - S/S	110 x 103 x 110	20	45 - 90	4 c/s
37478-BULK	Drink Holder Folding - S/S - 6 Pack				

- Polished 304G stainless steel.
- Low profile design provides a discreet way to mount a drink holder.
- Folds up to protrude only 20mm.
- Vertical surface mounting.
- Foam coaster on the inside of the drink holder.
- Adjustable retainer arms expand to hold drinks up to 90mm in diameter.
- Mounting hardware included.

Drink Holder - Folding Plastic - Relaxn®



relaxn®

NEW ENTRY

Part No.	Colour	Dimensions Open LxWxH (mm)	Closed Depth (mm)	Cup Ø (mm)	Mount Screws (mm)
29844	Black	102 x 105 x 98	24	60 - 90	4 c/s
29844-BULK	Black	Drink Holder Folding - Black Plastic - 10 Pack			
29846	White	98 x 96 x 98	24	60 - 90	4 c/s
29846-BULK	White	Drink Holder Folding - White Plastic - 10 Pack			

- Low profile design provides a discreet way to mount a drink holder.
- Folds up to protrude only 24mm.
- Vertical surface mounting.
- Adjustable retainer arms expand to hold drinks up to 90mm in diameter.
- Mounting hardware included.

Drink Holder - Vertical Surface Mounting Stainless Steel



Part No.	Description	Dimensions LxWxH (mm)	Cup Ø (mm)	Mount Screws (mm)
37496	Drink Holder - Vertical Mount	134 x 108 x 115	88	4.8 c/s

- Solid 10mm frame drink holder.
- Polished 316G stainless steel.
- Vertical surface mounting.

Drink Holder - Narrow Frame Stainless Steel



Part No.	Description	Dimensions LxWxH (mm)	Cup Ø (mm)	Mount Screws (mm)
29849	Single Narrow Frame Drink Holder	136 x 110 x 70	90	4 c/s
29850	Double Narrow Frame Drink Holder	249 x 110 x 70	90	4 c/s

- Single and double drink holder designs perfect for use on tables and consoles.
- Polished 316G stainless steel.
- Surface mount.

Drink Holder - Broad Frame Stainless Steel



Part No.	Description	Dimensions LxWxH (mm)	Cup Ø (mm)	Mount Bolts (mm)
29847	Single Broad Frame Drink Holder	123 x 105 x 70	90	M6
29848	Double Broad Frame Drink Holder	220 x 105 x 70	90	M6

- Stylish single and double drink holder perfect for use on tables and consoles.
- Polished 316G stainless steel.
- Surface mount.
- Bolts mount from underneath for stylish clean finish.
- Mounting hardware included.



Drink Holder - Stepped Recessed Stainless Steel

Part No.	Description	Flange O.D. (mm)	Depth (mm)	Cup Ø (mm)	Cut Out Ø (mm)
37494	Drink Holder - Stepped S/S	109	98	90	92
37494-BULK	Drink Holder - Stepped S/S - 6 Pack				
37495	Drink Holder - Stepped S/S with Blue LED	109	98	90	92

NEW ENTRY

- This pressed Stainless Steel drink holder is available in two options - with or without LED.
- Stepped base accepts two different sized drink containers.
- Recess mounted on horizontal surface.
- Double sided mounting tape on flange.
- Includes drain hole.

37495 Drink Holder:

- Includes a stylish blue LED which emits a low level ambient light, perfect for finding your drink holder in darkness.
- Includes 700mm of tinned wire.



37495



Drink Holder - Recessed Stainless Steel

Part No.	Description	Flange O.D. (mm)	Depth (mm)	Cup Ø (mm)	Cut Out Ø (mm)
37490	Drink Holder - Recess S/S	81	76	72	73
37490-BULK	Drink Holder - Recess S/S - 6 Pack				

NEW ENTRY

- Pressed stainless steel drink holder.
- Recess mounted on horizontal surface.
- Double sided mounting tape on flange.
- Includes drain hole.



Drink Holder - Recessed

Part No.	Description	Colour	Flange O.D. (mm)	Depth (mm)	Cup Ø (mm)	Cut Out Ø (mm)
37498	Deluxe Recessed Drink Holder	White	108	79	86	93
37472	Recessed Drink Holder	Black	104	77	76	83
37474	Recessed Drink Holder	White	104	77	76	83

37498 Deluxe Drink Holder:

- High-quality nylon drink holder.
- Stepped base accepts two different sized drink containers.
- Side supports to hold drink.
- Recess mounted on horizontal surface.
- Rubber seal on flange.
- Includes drain hole.

37472 & 37474 Drink Holders:

- Plastic drink holder.
- Recess mounted on horizontal surface.
- Suitable for riveting or screwing into boats or caravans.



37472

37474

Drink Holder - Stepped Recessed - Carbon Print - Relaxn®

Part No.	Description	Flange O.D. (mm)	Depth (mm)	Cup Ø (mm)	Cut Out Ø (mm)
37477	Drink Holder - Carbon Print	109	98	90	92
37477-BULK	Drink Holder - Carbon Print - 20 Pack				

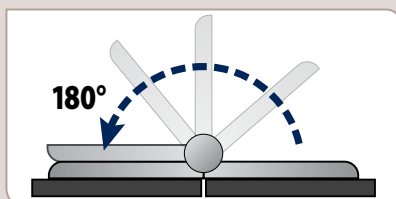
NEW ENTRY

NEW ENTRY

- Plastic stepped drink holder with carbon print.
- Stepped base accepts two different sized drink containers.
- Recess mounted on horizontal surface.
- Double sided mounting tape on flange.
- Includes drain hole.



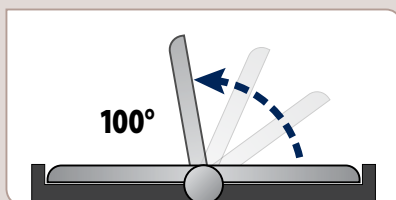
Top Mounting Friction Hinge with Maximum Opening of 180°



Features:

- No tooling required.
- Opens a full 180°.
- Available in various shapes and sizes.
- 304G stainless steel.

Flush Mounting Friction Hinge with Maximum Opening of 100°



Features:

- Face of hinge and barrel are flush with the surface of the panel.
- Greatly refined and customised look.
- Available in various shapes and sizes.
- 304G stainless steel.

Friction Hinge Applications



Top Mounting Friction Hinge used for kill tank hatch



Flush Mounting Friction Hinge used for storage hatch




Hinges - Gemlux Top Mounting Friction

Part No.	Type	Length (mm)	Width (mm)	Split (mm)	Leaf Thickness (mm)	Barrel Height (mm)	No. Mount Holes	Mount Screws (mm)
38600	Top Mount	38	38	19/19	4	11.3	4	5 c/s
38602	Top Mount	76	38	38/38	4	11.3	6	5 c/s
38603	Top Mount	51	58	25/25	4	11.3	4	5 c/s
38604	Top Mount	50	76	25/25	4	11.3	6	5 c/s
38605	Top Mount	79	40	39.5/39.5	4	11.3	6	5 c/s
38616	Top Mount	63	63	31.5/31.5	4	11.3	4	5 c/s

Premium

Sold In Singles



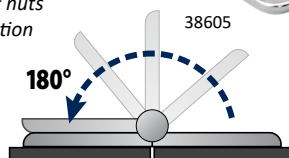
NEW ENTRY

NEW ENTRY

- Designed to eliminate the need for gas struts or hatch springs in some applications.
- Friction is built into the barrel of the hinge using patented technology from Gemlux®.
- Friction hinges are pre-tensioned and **SHOULD NOT BE ADJUSTED***.
- If the hatch is large and still closes under its own weight consider using more than two hinges.
- Holds open hatches, live well lids, radio boxes and many more applications.
- No tooling required for mounting.
- Maximum opening angle of 180°.
- Various shapes and sizes available.
- 304G stainless steel.
- Sold in singles** for custom installations.

NOTE: For best results we recommend using bolts, washers, nyloc nuts and 3M 5200 Marine Adhesive Sealant when installing friction hinges.

***DO NOT ATTEMPT TO ADJUST THE TENSION OF THE FRICTION HINGES IN ANY WAY.**



Hinges - Gemlux Flush Mounting Friction

Part No.	Type	Length (mm)	Width (mm)	Split (mm)	Leaf Thickness (mm)	Barrel Height (mm)	No. Mount Holes	Mount Screws (mm)
38606	Flush Mount	59	50	29.5/29.5	4	11.3	4	5 c/s
38607	Flush Mount	66	64	32/32	4	11.3	4	5 c/s
38608	Flush Mount	69	38	34.5/34.5	4	11.3	6	5 c/s
38610	Flush Mount	69	38	34.5/34.5	4	11.3	4	5 c/s
38612	Flush Mount	76	38	38/38	4	11.3	4	5 c/s
38614	Flush Mount	59	38	29.5/29.5	4	11.3	4	5 c/s

Premium

Sold In Singles

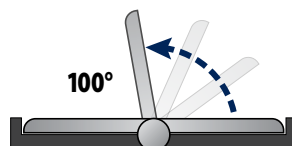


NEW ENTRY

- Designed to eliminate the need for gas struts or hatch springs in some applications.
- Friction is built into the barrel of the hinge using patented technology from Gemlux®.
- Friction hinges are pre-tensioned and **SHOULD NOT BE ADJUSTED***.
- If the hatch is large and still closes under its own weight consider using more than two hinges.
- Holds open storage hatches, live well lids, radio boxes and many more applications.
- Face of hinge and barrel are flush with surface of the panel.
- Maximum opening angle of 100°.
- Various shapes and sizes available.
- 304G stainless steel.
- Sold in singles** for custom installations.

NOTE: For best results we recommend using bolts, washers, nyloc nuts and 3M 5200 Marine Adhesive Sealant when installing friction hinges.

***DO NOT ATTEMPT TO ADJUST THE TENSION OF THE FRICTION HINGES IN ANY WAY.**



Hinges - Stainless Steel

Hinges - Strap Uneven Stainless Steel



Part No.	Type	Length (mm)	Width (mm)	Split (mm)	Leaf Thickness (mm)	Barrel Height (mm)	No. Mount Holes	Mount Screws (mm)
29711	Strap - Uneven	130	40	96/44	1	10	7	5 c/s

- Stamped 304G stainless steel.
- Solid stainless steel pivot pin.

NOTE: Sold in pairs.

Hinges - Strap Pressed Stainless Steel



Part No.	Type	Length (mm)	Width (mm)	Split (mm)	Leaf Thickness (mm)	Barrel Height (mm)	No. Mount Holes	Mount Screws (mm)
29713	Strap Pressed	75	40	37.5/37.5	1	8	6	5 c/s

- Pressed 304G stainless steel.
- Solid stainless steel pivot pin.

NOTE: Sold in pairs.

Hinges - Strap Light-duty Stainless Steel



Part No.	Type	Length (mm)	Width (mm)	Split (mm)	Leaf Thickness (mm)	Barrel Height (mm)	No. Mount Holes	Mount Screws (mm)
29728	Light Duty Strap	102	30	51/51	1	8	4	5 c/s

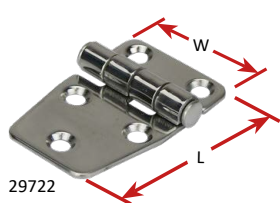
- Light-duty pressed 304G stainless steel.
- Solid stainless steel pivot pin.
- Raised form for increased stiffness.

NOTE: Sold in pairs.

Hinges - Stamped Stainless Steel



29720



29722



29724

Part No.	Type	Length (mm)	Width (mm)	Split (mm)	Leaf Thickness (mm)	Barrel Height (mm)	No. Mount Holes	Mount Screws (mm)
29720	Strap	76	40	38/38	1	9	6	5 c/s
29722	Strap	53	37	17/36	1	9	5	5 c/s
29724	Strap	40	38	20/20	1	9.5	4	5 c/s

- 304G stainless steel.
- Pressed.

NOTE: Sold in pairs.

Hinges - Stamped Stainless Steel - Covered



29690/29693



29694



29692



29691

Part No.	Type	Length (mm)	Width (mm)	Split (mm)	Leaf Thickness (mm)	Barrel Height (mm)	No. Mount Holes	Mount Screws (mm)
29691	Strap Stamped/Cover	40	40	20/20	2	10	4	6 c/s
29692	Strap Stamped/Cover	59	40	39/20	2	10	5	8 c/s
29693	Strap Stamped/Cover	76	40	38/30	2	10	6	6 c/s
29694	Strap Stamped/Cover	74	74	37/37	2	10	6	8 c/s
29690	Strap Stamped/Cover	76	37	38/38	2	9	6	6 c/s

- Stamped 316G stainless steel.
- 29690 - 304G stainless steel.
- Pressed.
- Cover held in place with permanent 3M adhesive and easily removed with heat gun.

NOTE: Sold in pairs.



Hinges - Stainless Steel

Hinges - Offset Stainless Steel

Part No.	Type	Offset (mm)	Length (mm)	Width (mm)	Split (mm)	Leaf Thickness (mm)	Barrel Height (mm)	No. Mount Holes	Mount Screws (mm)
29714	Offset	10	33	36	10/23	2	8	4	5 c/s
29716	Offset	20	68	36	16/52	2	8	5	5 c/s
29723	Offset	10	63	37	10/53	2	9.5	5	5 c/s

- Pressed 304G stainless steel.

NOTE: Sold in pairs.



Hinges - Spring Loaded - Offset Pressed Stainless Steel

Part No.	Type	Offset (mm)	Length (mm)	Width (mm)	Split (mm)	Leaf Thickness (mm)	No. Mount Holes	Mount Screws (mm)
29718	Offset Semi Concealed	10	55	70	10/45	1	5	5 c/s

- Pressed 304G stainless steel.
- Spring loaded.

NOTE: Sold in pairs.



Hinges - Offset Strap Hinge Stainless Steel

Part No.	Type	Offset (mm)	Length (mm)	Width (mm)	Split (mm)	Leaf Thickness (mm)	No. Mount Holes	Mount Screws (mm)
29727	Offset Strap	35	130	48	34/96	2	6	5 c/s

- Stamped 304G stainless steel.

NOTE: Sold Separately.



Hinges - Cast Offset Hinge

Part No.	Type	Offset (mm)	Length (mm)	Width (mm)	Split (mm)	Leaf Thickness (mm)	Barrel Height (mm)	No. Mount Holes	Mount Screws (mm)
29919	Cast Offset	10	52	38	16/36	3	6	5	5 c/s

- Heavy-duty Cast 316G stainless steel.
- Mirror polished
- Low profile.

NOTE: Sold in pairs.




Hinges - Butt Stainless Steel

Part No.	Type	Length (mm)	Width (mm)	Split (mm)	Leaf Thickness (mm)	Barrel Height (mm)	No. Mount Holes	Mount Screws (mm)
38750	Butt - Light Duty	50	34	17/17	1	5	6	3 c/s
38765	Butt - Light Duty	63	40	20/20	1	5	6	3 c/s
38775	Butt - Light Duty	76	48	24/24	1	7	6	3.5 c/s
38100	Butt - Medium Duty	100	75	37/37	1	9	8	6 c/s
38550	Butt - Medium Duty	50	40	20/20	1	6	6	5 c/s
38700	Butt - Medium Duty	70	50	25/25	1	7	6	5 c/s
38850	Butt - Medium Duty	85	60	30/30	1	9	6	7 c/s


- Pressed 304G stainless steel.

NOTE: Sold in pairs.



Hinges - Stainless Steel

Hinges - Cast Stainless Steel

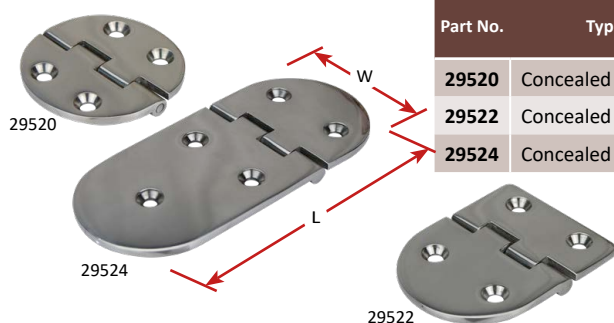


Part No.	Type	Shape	Length (mm)	Width (mm)	Split (mm)	Leaf Thickness (mm)	Barrel Height (mm)	No. Mount Holes	Mount Screws (mm)
29911	Cast S/S	Square	38	38	19/19	3	7	4	5 c/s
29912	Cast S/S	Square	50	50	25/25	3	10	4	5 c/s
29874	Cast S/S	Oval	62	32	31/31	2.5	5	4	4 c/s
29980	Cast S/S	Oval	75	38	37.5/37.5	2	6	4	5 c/s
29731	Cast S/S	Round	65	65	32.5/32.5	4	8	4	5 c/s
29915	Cast S/S	Trapezoid/Uneven	60	38	20/40	3	7	5	5 c/s
29916	Cast S/S	Trapezoid/Uneven	75	38	20/55	5	10	5	5 c/s
29917	Cast S/S	Trapezoid	76	38	38/38	3	7	6	5 c/s
29918	Cast S/S	Trapezoid	104	38	52/52	4	8	6	5 c/s
29730	Cast S/S	Triangle	104	26	52/52	5	10	4	5 c/s
29732	Cast S/S	Triangle	154	26	77/77	5	10	6	5 c/s
29876	Cast S/S	Triangle/Uneven	105	32	73/32	2.5	5	4	4 c/s

• Cast 316G stainless steel.

NOTE: Sold in pairs.

Hinges - Concealed Pin Cast - Stainless Steel



Part No.	Type	Shape	Length (mm)	Width (mm)	Split (mm)	Leaf Thickness (mm)	Barrel Height (mm)	No. Mount Holes	Mount Screws (mm)
29520	Concealed Pin Cast	Round	65	65	27.5/27.5	5	8	4	5 c/s
29522	Concealed Pin Cast	Round/Square	85	65	30/55	5	8	4	5 c/s
29524	Concealed Pin Cast	Oval	145	65	45/100	5	8	5	5 c/s

• Cast 316G stainless steel.

• Heavy-duty.

• Highly Polished.

NOTE: Sold in Pairs.

Hinges - Dual Pivot Stainless Steel



Part No.	Type	Shape	Length (mm)	Width (mm)	Split (mm)	Leaf Thickness (mm)	Barrel Height (mm)	No. Mount Holes	Mount Screws (mm)
29725	Dual Pivot	Oval	70	42	35/35	2	7	6	5 c/s
29908	Dual Pivot	Oval	84	30	42/42	2	7	6	4 c/s

• 304G stainless steel.

• Stamped.

• Highly Polished.

• Hinge mounts flat while still providing 180° rotation.

NOTE: Sold in pairs.

Hinges - Butt Heavy Duty Stainless Steel



Part No.	Type	Length (mm)	Width (mm)	Split (mm)	Leaf Thickness (mm)	Barrel Height (mm)	No. Mount Holes	Mount Screws (mm)
38860	Heavy Duty Butt	100	100	50/50	4	13	8	6 c/s

• Cast 304G stainless steel.

NOTE: Sold in pairs.



Hinges - Stainless Steel

Hinges - Butt Heavy Duty Separating Stainless Steel

Part No.	Type	Length (mm)	Width (mm)	Split (mm)	Leaf Thickness (mm)	Barrel Height (mm)	No. Mount Holes	Mount Screws (mm)
38865	Heavy Duty Butt Separating	132	115	66/66	6	16	8	6 c/s

- Cast 316G stainless steel.
- Removable pin secured by circlip.

NOTE: Sold in Pairs.



Removable pin secured by circlip

Hinges - Stainless Steel - Removable

Part No.	Type	Length (mm)	Width (mm)	Split (mm)	Leaf Thickness (mm)	Barrel Height (mm)	No. Mount Holes	Mount Screws (mm)
29758	Left Hand - Lift Apart	85	50	42.5/42.5	5	18	4	5 c/s
29759	Right Hand - Lift Apart	85	50	42.5/42.5	5	18	4	5 c/s

- Cast 316G stainless steel.
- Heavy duty.

NOTE: Sold Separately.



Hinges - Hatch Stainless Steel - Removable

Part No.	Type	Length (mm)	Width (mm)	Split (mm)	Leaf Thickness (mm)	No. Mount Holes	Mount Screws (mm)
29755	Hatch	76	64	28/28	6	8	4 c/s

- Extra heavy-duty Hatch Hinge purpose built for heavy deck hatches and engine compartments.
- Cast stainless steel 316G.
- Removable Pin.
- Imperial measurements 3" x 2-1/2".

NOTE: Sold separately.



Hinges - Spring Pin Stainless Steel - Removable

Part No.	Type	Length (mm)	Width (mm)	Split (mm)	Leaf Thickness (mm)	No. Mount Holes	Mount Screws (mm)
299050	Spring Pin	55	52	27.5/ 27.5	2	6	5 c/s

- Spring loaded pin
- Ideal for a rear lounge or hatch hinge.
- Heavy-duty Cast 316G stainless steel.

NOTE: Sold in pairs.



Hinges - Spring Pin Low Profile Stainless Steel - Removable

Part No.	Type	Length (mm)	Width (mm)	Split (mm)	Leaf Thickness (mm)	Barrel Height (mm)	No. Mount Holes	Mount Screws (mm)
29751	Pull Apart	68	32	34/34	3	9	4	5 c/s

- Ideal for use on folding seats, engine covers or hatches so they can be quickly and easily removed for better access or to create more room.
- Cast 316G stainless steel.
- Spring Loaded Pins.
- Exclusive to Sam Allen Wholesale

NOTE: Sold in pairs.



Hinges - Stainless Steel & Nylon


Hinges - Piano Stainless Steel



Part No.	Type	Length (mm)	Width (mm)	Split (mm)	Leaf Thickness (mm)	Barrel Height (mm)	No. Mount Holes	Mount Screws (mm)
38542	Piano	1820	32	16/16	1	4	72	5 c/s
38544	Piano	1820	38	19/19	1	5	72	5 c/s

- This versatile hinge has many uses design to be cut to any length suitable for cupboards, doors lids etc.
- Polished finish.
- Pressed 304G stainless steel.

NOTE: Sold Separately.



Hinges - Nylon

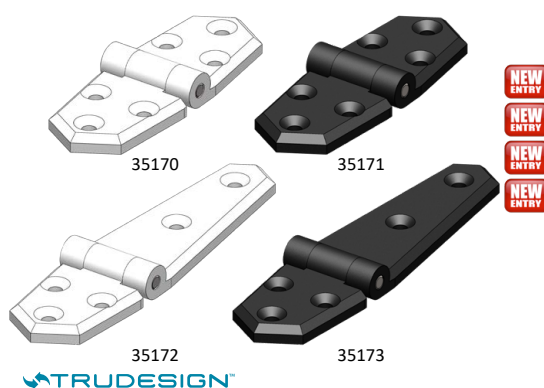


Part No.	Description	Colour	Length (mm)	Width (mm)	Split (mm)	Leaf Thickness (mm)	Barrel Height (mm)	No. Mount Holes	Mount Screws (mm)
29760	Nylon Hinge	Black	40	35	20/20	3	9	4	5 c/s
29762	Nylon Hinge	Black	58	35	23/35	3	9	5	5 c/s
29764	Nylon Hinge	Black	78	35	39/39	3	9	6	5 c/s
29766	Nylon Hinge	White	40	35	20/20	3	9	4	5 c/s
29768	Nylon Hinge	White	58	35	23/35	3	9	5	5 c/s
29770	Nylon Hinge	White	78	35	39/39	3	9	6	5 c/s

- Stainless steel pin.
- UV-stabilized heavy-duty nylon.
- Contour design for added strength.

NOTE: Sold in pairs.

Hinges - Nylon - TruDesign®



Part No.	Description	Colour	Length (mm)	Width (mm)	Split (mm)	Leaf Thickness (mm)	Barrel Height (mm)	No. Mount Holes	Mount Screws (mm)
35170	Nylon Hinge	White	96	35	48/48	6	13	6	4.5 c/s
35172	Nylon Hinge	White	134	35	86/48	6	13	5	4.5 c/s
35171	Nylon Hinge	Black	96	35	48/48	6	13	6	4.5 c/s
35173	Nylon Hinge	Black	134	35	86/48	6	13	5	4.5 c/s

- Moulded from a glass reinforced nylon composite.
- High strength, high-modulus glass fibres impregnated into the nylon provides dramatic strength, stiffness, toughness, and dimensional stability.
- A stainless steel pin links the two hinges.

NOTE: Sold in pairs.

Hinges - Nylon - Clear



Part No.	Description	Colour	Length (mm)	Width (mm)	Split (mm)	Leaf Thickness (mm)	No. Mount Holes	Mount Screws (mm)
35168A	Nylon Hinge	Clear	51	28	10/10	3.2	6	2
35168B	Nylon Hinge	Clear	76	41	19.5/19.5	4.2	6	4
35168C	Nylon Hinge	Clear	101	59	24.5/24.5	5.5	8	4

- Ideal for areas that are exposed to salt water, sunlight and can be used for underwater tread boards.
- UV stabilised.
- 316G stainless steel pin.

NOTE: Sold in pairs.



Hand Rails

Hand Rails - Stainless Steel

Hand Rails - Large Oval with Internal Thread Stainless Steel

Part No.	Description	Length (mm)	Dia. Ø (mm)	Mount Hole Thread BSW (in)	Base (mm)	Hole Centres (mm)
29803	Oval Hand Rail with Internal Thread	806	31.8 x 25	5/16"	54 x 47	722

- 316G polished stainless steel.
- Height from base to top of handle 116mm.



Hand Rails - Oval with Studs Stainless Steel

Part No.	Description	Overall Length (mm)	Dia. Ø (mm)	Studs BSW (in)	Base (mm)	Hole Centres (mm)
29806	Oval Hand Rail with Studs	460	25 x 20	5/16" x 2"	30 x 23	423

- Heavy-duty 304G polished stainless steel.
- Height from base to top of handle:
29806 - 60mm



Hand Rails - Round Flanged with Studs Stainless Steel

Part No.	Description	Overall Length (mm)	Dia. Ø (mm)	Studs BSW (in)	Base Dia. (mm)	Hole Centres (mm)
29810	Round Hand Rail with Studs	240	22	5/16" x 2"	30	204
29812	Round Hand Rail with Studs	310	22	5/16" x 2"	30	280

- Heavy-duty 304G polished stainless steel.
- Height from base to top of handle 60mm.



Hand Rails - Ribbed Grip with Studs Stainless Steel

Part No.	Description	Overall Length (mm)	Dia. Ø (mm)	Studs BSW (in)	Base (mm)	Hole Centres (in)
29814	Ribbed Grip Hand Rail with Studs	260	25	5/16" x 2"	30 x 45	8-5/8
29815	Ribbed Grip Hand Rail with Studs	350	25	5/16" x 2"	30 x 45	12
29816	Ribbed Grip Hand Rail with Studs	450	25	5/16" x 2"	30 x 45	24
29817	Ribbed Grip Hand Rail with Studs	500	25	5/16" x 2"	30 x 45	16
29818	Ribbed Grip Hand Rail with Studs	655	25	5/16" x 2"	30 x 45	18

- Heavy-duty 304G polished stainless steel.
- Height from base to top of handle 60mm.
- Flanged oval base.

NOTE: The studs are 45mm long with 5/16" whitworth thread and hex nut and they are welded into the Hand Rail base.



Hand Rails - Cabin Stainless Steel

Part No.	Description	Overall Length (mm)	Dia. Ø (mm)	Hole Centres (mm)	Base (mm)	Mount Screws (mm)
30330	Stainless Steel Flat End Cabin Hand Rail	320	20	295	48 x 27	8 c/s
30331	Stainless Steel Flat End Cabin Hand Rail	420	20	395	48 x 27	8 c/s
30332	Stainless Steel Flat End Cabin Hand Rail	520	20	495	48 x 27	8 c/s
30333	Stainless Steel Flat End Cabin Hand Rail	720	20	695	48 x 27	8 c/s

- 304G polished stainless steel.
- Height from base to top of handle 57mm.
- Australian made.



Hand Rails - Stainless Steel & PVC

Hand Rails - Round Flanged with Internal Thread Stainless Steel



Part No.	Description	Overall Length (mm)	Dia. Ø (mm)	Hole Centres (mm)	Base Dia. (mm)	Mount Hole Thread BSW (in)
300300	Hand Rail with Internal Thread	260	25 x 20	228	30	3/16
300302	Hand Rail with Internal Thread	335	25 x 20	305	30	3/16
300304	Hand Rail with Internal Thread	440	25 x 20	405	30	3/16
300306	Hand Rail with Internal Thread	490	25 x 20	600	30	3/16
300308	Hand Rail with Internal Thread	640	25 x 20	610	30	3/16

- 316G polished stainless steel.
- Flanged round ends.
- Height from base to top of handle 60mm.

Hand Rails - Round Flanged Stainless Steel



Part No.	Description	Overall Length (mm)	Dia. Ø (mm)	Base Dia. (mm)	Mount Screws (mm)
NEW ENTRY 300310	Stainless Steel Round Flanged Hand Rail	308	25.4 x 18.8	50	5 c/s
300312	Stainless Steel Round Flanged Hand Rail	355	25.4 x 18.8	50	5 c/s
300314	Stainless Steel Round Flanged Hand Rail	460	25.4 x 18.8	50	5 c/s
300315	Stainless Steel Round Flanged Hand Rail	505	25.4 x 18.8	50	5 c/s
300316	Stainless Steel Round Flanged Hand Rail	660	25.4 x 18.8	50	5 c/s

- 316G polished stainless steel.
- Round footpads.
- 4 Countersunk screws required.
- Height from base to top of handle 60mm.

Hand Rails - Stainless Steel



Part No.	Description	Overall Length (mm)	Dia. Ø (mm)	Base Dia. (mm)	Mount Screws (mm)
NEW ENTRY 300320	Stainless Steel Hand Rail	560	22	60	5.5 c/s
NEW ENTRY 300324	Stainless Steel Hand Rail	860	22	60	5.5 c/s

- 316G polished stainless steel.

Hand Rails - Grab Rails PVC



Part No.	Description	Colour	Length (mm)	Oval Dia. (mm)	Hole Centres (mm)	Base (mm)
29827	Grab Rail	Black	250	35 x 25	186	45 x 36
29828	Grab Rail	White	250	35 x 25	186	45 x 36

- Covered mounting holes, includes 2 x 1-1/2" x 3/16" c/s bolts, nylock nuts and washers.
- PVC.
- Includes mounting hardware.
- Height from base to top of handle 65mm.



Handle - Transom Step Plastic

Part No.	Description	Overall Length (mm)	Depth (mm)	Height (mm)	Mount Screws (mm)
29657	Plastic Step / Handle	165	50	45	6 r/h

- For use as a large handle or a transom step.
- Manufactured from high impact black nylon.
- Anti-skid pattern for extra grip.



Handle - Chrome Plated

Part No.	Description	Overall Length (mm)	Depth (mm)	Height (mm)	Mount Screws (mm)
29225	Chrome Plated Brass Lift Handle	120	22	30	3 c/s

- Classic design.
- Base width 20 x 31mm.



Handle - Stainless Steel

Part No.	Description	Overall Length (mm)	Depth (mm)	Height (mm)	Mount Screws (mm)
29799	Stainless Steel Lift Handle	144	37	43	5 c/s

- 316G stainless steel.
- Base width 26 x 43mm.



Coat Hooks - Stainless Steel

Part No.	Description	Base (mm)	Depth (mm)	Mount Screws (mm)
29796	Stainless Steel Coat Hook	29 x 40	70	5 r/h

- 316G stainless steel.
- 2 heavy-duty arms.



Coat Hooks - Foldaway Stainless Steel

Part No.	Description	Base (mm)	Depth (mm)	Mount Screws (mm)
29797	Stainless Steel Foldaway Coat Hook	25 x 78	12	5 c/s

- Cast 316G polished stainless steel.
- Folds away when not in use.
- Spring loaded.
- Open depth 60mm.



Coat Hooks - Folding Stainless Steel

Part No.	Description	Base (mm)	Depth (mm)	Mount Screws (mm)
29798	Stainless Steel Folding Coat Hook	30 x 50	14	5 c/s

- Cast 316G polished stainless steel.
- Folds away when not in use.
- Open depth 52mm.



Lift Rings Flush Hatch Pull Rings



Pull Ring - Anti-Rattle Stainless Steel



Part No.	Description	Base Shape	Length (mm)	Width (mm)	Intrusion (mm)	Mount Screws (mm)
29707	Pull Ring - Anti-Rattle	Rec	62	52	11	4 c/s

- Pressed 316G polished stainless steel.
- Single finger flush pull ring.
- Spring loaded lift ring prevents rattle.
- Flush mount.

Pull Ring - Large Handle Stainless Steel



Part No.	Description	Base Shape	Length (mm)	Width (mm)	Intrusion (mm)	Mount Screws (mm)
29329	Pull Ring - Large Handle	Rec	76	57	8	4 c/s

- Pressed 304G stainless steel.
- Two finger flush lift handle.
- For lifting large hatches or floorboard.
- Flush mount.

Pull Ring - Heavy Duty Stainless Steel



Part No.	Description	Base Shape	Length (mm)	Width (mm)	Intrusion (mm)	Mount Screws (mm)
29742	Pull Ring - Hatch Lifter	Rec	75	57	9	3.5 c/s

- Cast 316G polished stainless steel.
- Two finger flush lift handle.
- Heavy-duty.
- Flush mount.

Pull Ring - Cast Stainless Steel



29747



30234

Part No.	Description	Base Shape	Length (mm)	Width (mm)	Intrusion (mm)	Mount Screws (mm)
29747	Pull Ring	Rec	64	46	8	4 c/s
30234	Pull Ring	Rec	48	38	12	3.5 c/s

- Cast 316G polished stainless steel.
- Single finger flush pull ring.
- Flush mount.

Pull Ring - Round Stainless Steel



Part No.	Description	Base Shape	Diameter Ø (mm)	Intrusion (mm)	Mount Screws (mm)
29749	Pull Ring	Round	52	11	4 c/s

- Cast 316G polished stainless steel.
- Single finger flush pull ring.
- Flush mount.

Pull Ring - Flush Mounting Chrome Plated Brass



Part No.	Description	Base Shape	Length (mm)	Width (mm)	Intrusion (mm)	Mount Screws (mm)
29748	Pull Ring	Rec	44	37	14	4 c/s

- Cast chrome plated brass
- Flush mount.



Latches, Locks & Door Stops Cabin Hooks / Hasps & Staples

Hatch Lifter Pull Stainless Steel

Part No.	Description	Pin Length (mm)	Ring Ø (mm)
29793	Flush Hatch Cover Pull	60	32

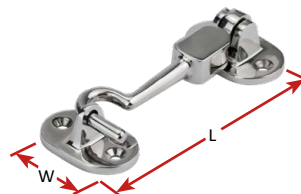
- Suits hatches or engine covers up to 45mm thick.
- Marine grade stainless steel.
- Flush Mounting.



Cabin Hooks - Double Action Stainless Steel

Part No.	Description	Length (mm)	Width (mm)	Mount Screws (mm)
30300	Double Action Cabin Hook	103	42.5	3.4 c/s


- Cast 316G stainless steel.
- Maximum strength and corrosion resistance.



Cabin Hooks - Stainless Steel

Part No.	Description	Length (mm)	Width (mm)	Mount Screws (mm)
30302	Cabin Hook	115	40	3.6 c/s

- Pressed 304G stainless steel.



Hasps & Staples - Stainless Steel

Part No.	Description	Length (mm)	Width (mm)	Mount Screws (mm)
29702	Hasp and Staple	112.4	40	6.2 c/s

- Cast 316G stainless steel.



Hasps & Staples - Stainless Steel

Part No.	Description	Length (mm)	Width (mm)	Mount Screws (mm)
29708	Standard Hasp and Staple	68	24	4 c/s
29709	Twistlock Hasp and Staple	68	24	4 c/s


- Pressed 304G stainless steel.
- Concealed fasteners and solid pin.
- **29709** - Staple twists to lock hasp.



Hasp & Staples - Swivel Stainless Steel

Part No.	Description	Length (mm)	Width (mm)	Mount Screws (mm)
29898	Twistlock Hasp and Staple Stainless Steel	76	26	3.8 c/s

- Cast 316G stainless steel.
- Concealed fasteners and solid pin.
- Staple twists to lock hasp.



Hasp & Staples - Lockable Stainless Steel

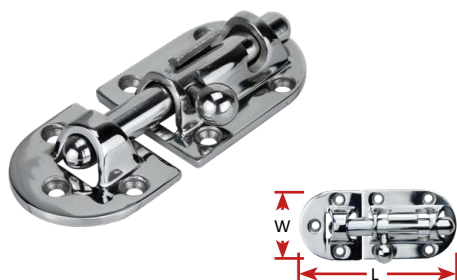
Part No.	Description	Length (mm)	Width (mm)	Mount Screws (mm)
29705	Lockable Hasp and Staple with Keys	76	30	4 r/h

- Stamped 304G stainless steel.
- Concealed fasteners and solid pin.
- Lockable Hasp.
- Two keys included.



Barrel Bolts & Catches

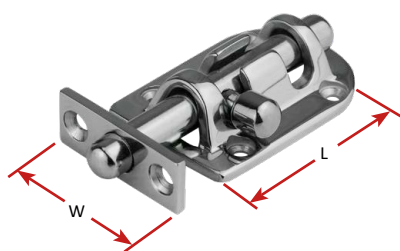
Barrel Bolts - Anti-Rattle Stainless Steel



Part No.	Description	Length (mm)	Width (mm)	Mount Screws (mm)
30288	Barrel Bolt Anti-Rattle	75	38	3 c/s
30290	Barrel Bolt Anti-Rattle	90	38	4 c/s
30292	Barrel Bolt Anti-Rattle	105	38	4 c/s

- 316G stainless steel.
- Highly polished.
- Anti-Rattle pad.

Barrel Bolts - Anti-Rattle with 90° Striker Plate Stainless Steel



Part No.	Description	Length (mm)	Width (mm)	Mount Screws (mm)
30296	Barrel Bolt Anti-Rattle with 90° Striker Plate	55	36	4 c/s

- 316G stainless steel.
- Highly polished.
- Anti-Rattle pad.

Barrel Bolts - Anti Rattle Rounded Stainless Steel



Part No.	Description	Length (mm)	Width (mm)	Mount Screws (mm)
30284	Rounded Slim Barrel Bolt - Exposed Mount Holes	88	18	3 c/s
30285	Rounded Slim Barrel Bolt - Concealed Mount Holes	88	18	3 c/s
30286	Rounded Anti-Rattle Barrel Bolt	85	31	3 c/s

- 316G stainless steel.
- Highly polished.
- Anti-Rattle pad.

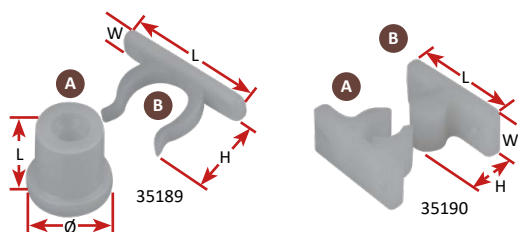
Barrel Bolts - Spring Stainless Steel



Part No.	Description	Length (mm)	Width (mm)	Height (mm)	Mount Screws (mm)
30294	Stainless Steel Spring Barrel Bolt	90	30	32	3.5 c/s

- Cast 316G Stainless Steel
- Spring closing.
- Highly polished.
- Nylon slide prevents rattling.

Cupboard Catches - Nylon




Part No.	Description	A L x W x H (mm)	B L x W x H (mm)	Mount Screws (mm)
35189	Cupboard Clip - Upright	20 x Ø 25	42 x 12 x 25	5 c/s
35190	Cupboard Clip - Flat	33 x 13 x 16	33 x 13 x 16	4 c/s

- Nylon catches ideal for cupboard doors.

Hatch Fastener - Toggle Latch Adjustable Stainless Steel

Part No.	Description	Length Min - Max (mm)	Width (mm)	Mount Screws (mm)	Pack Qty
29791	Toggle Latch - Adjustable	75 - 85	35	4.6 c/s	1
29791/2	Toggle Latch - Adjustable	75 - 85	35	4.6 c/s	2
29792	Toggle Latch - Adjustable	96 - 113	35	4.6 c/s	1
29795	Toggle Latch - Adjustable	130 - 158	35	4.6 c/s	1


- Stamped 304G polished stainless steel.
- Length can be adjusted with threaded shaft.
- Eye for a padlock.



Hatch Fastener - Chrome Plated Brass

Part No.	Description	Length (mm)	Width (mm)	Mount Screws (mm)
29704	Chrome Plated Brass Hatch Fastener	81	30	3.8 c/s

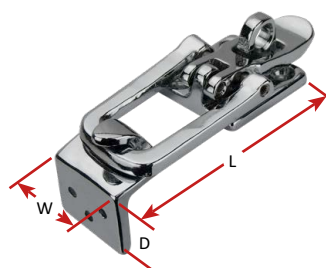
- Cast chrome plated brass.
- Long shank lever action, with eye for padlock.



Hatch Fastener - Angle Mount Chrome Plated

Part No.	Description	Length (mm)	Width (mm)	Depth (mm)	Mount Screws (mm)
29703	Angle Mount Hatch Fastener	72	30	24	2.5 c/s

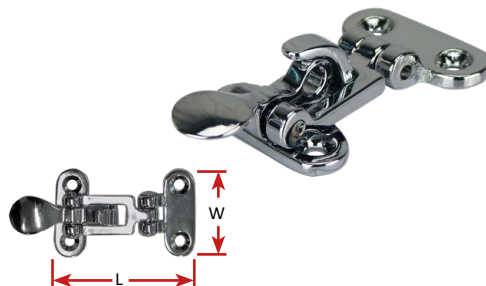
- Cast chrome plated brass.
- Long shank lever action, with eye for padlock.
- 90° angle mounted catch.



Hatch Fastener - Anti-Rattle Chrome Plated Brass

Part No.	Description	Length (mm)	Width (mm)	Mount Screws (mm)
29700	Chrome Plated Brass Anti-Rattle Fastener	68	45	4.5 c/s


- Cast chrome plated brass.
- Lever action, with eye for padlock.



Hatch Fastener - Anti-Rattle Stainless Steel

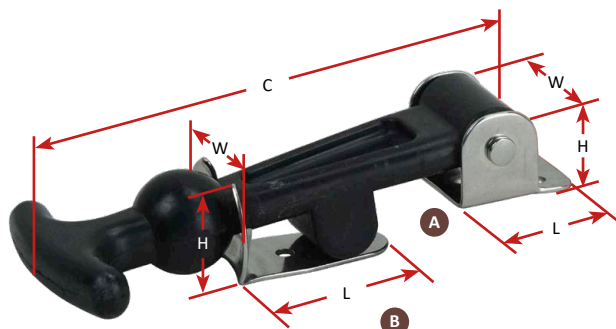
Part No.	Description	Length (mm)	Width (mm)	Mount Screws (mm)
29789	Stainless Steel Anti-Rattle Fastener	68	45	4.5 c/s

- Cast 316G stainless steel.
- Lever action, with eye for padlock.



Latches & Locks

Hatch Fastener - Rubber & Stainless



Part No.	Description	A		B	Mount Screws (mm)
		Length C (mm)	Mount Plate L x W x H (mm)		
36368	Rubber Hatch Fastener with Stainless Bracket	120	30 x 30 x 23	44 x 32 x 24	5 c/s

- 316G stainless steel.
- Moulded in black EPDM rubber with pressed stainless steel brackets.
- "T" handle for ease of operation. Ideal for applications where there is constant vibration, movement or misalignment.
- Mounting base swivels to any angle.

Latch - Cam Action - Relaxn®



Part No.	Description	Dimensions L x W x H (mm)	Mount Screws (mm)
30297	Relaxn® Cam Action Latch	95 x 30 x 19	4 c/s

- The cam action operates smoothly and securely.
- The latch has a reach of 6mm.
- Molded fibreglass reinforced nylon body with a stainless steel cover.

Latch & Striker - Stainless Steel



Part No.	Description	OA Dimensions L x W (mm)	Base Dimensions (mm)	Mount Screws (mm)
38866	Stainless Steel Latch and Striker	165 x 39	75 x 50	7 c/s
38870	Stainless Steel Latch and Striker	250 x 40	95 x 54	7 c/s

- 316G polished stainless steel.
- Ideal for use on transom doors on larger boats.
- Spring loaded locking pin to stop latch opening unexpectedly.
- Delrin plastic bushes for strength and rigidity.


Latch - Round T Handle - Lockable



Part No.	Description	Colour	Dimensions Ø (mm)	Cut Out Ø (mm)	Lock Range (mm)
29990	Flush Round Latch Chrome T-Handle / Lock	Black	75	62	20 - 70

- Sure grip two-finger handle.
- Chrome plated handle.
- Gasket included for smooth surface applications.
- Waterproof O ring.
- Stainless steel stem.
- Single hex nut installation.
- Keys included.

Latch - Round T Handle Nylon



Part No.	Description	Colour	Dimensions Ø (mm)	Cut Out Ø (mm)	Lock Range (mm)
29992	Nylon Latch with Stainless Steel T-Handle	Black	63.5	50	28 - 45
29994	Nylon Latch with Stainless Steel T-Handle	White	63.5	50	28 - 45

- Reinforced Nylon latch and polished stainless steel T handle
- T handle pulls up and twists to latch.
- Concealed mount screws.
- Mounting screws included.

Latch - Heavy Duty Compression Stainless Steel

Part No.	Shape	Dimensions (mm)	Cut Out (mm)	Door Thickness (mm)	Lock Range (mm)
29997	Round	Ø 78	Ø 65	3 - 12	45 - 60
29998	Rectangular	62 x 78	53 x 66 x 82	8 - 12	45 - 60

- 316G stainless steel.
- Heavy duty.
- T handle pulls up and twists to latch.
- Spring loaded handle with rubber buffer to prevent rattling.
- Concealed mount screws.



Rear View



29997

29998

Latch - Heavy Duty Compression Recessed Stainless Steel

Part No.	Shape	Dimensions W x H (mm)	Cut Out W x H x D (mm)	Lock Range (mm)	Mount Screws (mm)
29999	Rectangular	75 x 98	67 x 87 x 86	45 - 60	5 c/s

- 316G stainless steel.
- Highly polished finish.
- Heavy duty.
- T handle pulls up and twists to latch.
- Spring loaded handle with rubber buffer to prevent rattling.



Pull Catch - Spring Loaded Lift Stainless Steel

Part No.	Description	Dimensions Ø (mm)	Cut Out Ø (mm)
29894	Flush Round Latch Stainless Steel	51.5	25

- Cast 316G stainless steel.
- Spring loaded for rattle-free operation.
- Surface mount.

NOTE: * Countersunk Ø25mm hole.



Pull Catch - Round Flush Stainless Steel

Part No.	Description	Dimensions Ø (mm)	Cut Out Ø (mm)	Door Thickness (mm)
29896	Flush Lift Ring Catch	45	35	8 - 13
29899	Flush Lift Ring Catch	62	50	8 - 16
29901	Flush Lift Ring Catch with Lock	62	52	8 - 16

- 316G stainless steel.
- Easy to install
- Quick to release.
- 29901 - Keys and mounting screws included.
- 29899S - Add spacer to reduce door thickness.



29896

29899

29901

Latches & Locks

Latch - Round Stainless Steel



Part No.	Description	Dimensions Ø (mm)	Mount Screws (mm)
30280	Round Stainless Steel Latch	42.5	3 c/s

- Cast 316G stainless steel.
- To lock grating or small door.
- Perfect for cupboards.


Latch - Round with Plastic Latch Stainless Steel



Part No.	Description	Dimensions Ø (mm)	Mount Screws (mm)
30279	Round Door Catch with Plastic Latch	60	4 c/s

- Stamped 316G stainless steel.
- Glass fibre reinforced nylon latch.

Latch - Rotary Draw Stainless Steel



Part No.	Description	Length (mm)	Width (mm)	Mount Screws (mm)
29696	Rotary Draw Stainless Steel Latch	57	38	4.5 r/h

- Stamped Stainless steel
- Handle folds flat when not in use.

Latch - Flush Push Button Stainless Steel



NEW ENTRY

Part No.	Description	Dimensions L x W (mm)	Thickness (mm)	Mount Screws (mm)
29701	Latch Flush Push Button with Striker Plate	65 x 44	8	3 and 4

- Cast 316G stainless steel.


Latch - Push Button



Part No.	Description	Base Size L x W x H (mm)	Cut Out Ø (mm)
30440	Chrome Plated Push Button Door Set	57 x 38 x 22	25.4
30442	Lacquered Brass Push Button Door Set	57 x 38 x 22	25.4

- Smooth and silent operation for doors 19mm to 25mm in thickness.
- Self-Latching.
- Spacers and strike included.

Push Lock



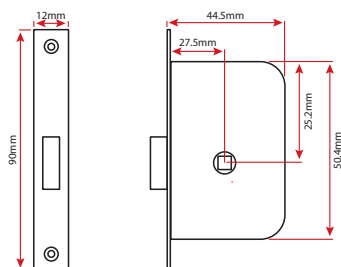
Part No.	Description	Max. Door Thickness (mm)	Cut Out Ø (mm)
30446	Push Lock	12	25

- Push Button Lock ideally suited for lockers, hatches and glove boxes.
- ABS plastic and stainless steel construction.
- Moulded finger placement provides easy usage.
- Push the latch to open and close the door.
- Includes 2 keys.

Door Lock - Cabin S Type Handle Stainless Steel

Part No.	Description	Face Plate W x H (mm)	Lock D x H (mm)	Lock Cut Out D x H (mm)	Door Thickness (mm)
30410	S Type Handle	12 x 90	44.5 x 90	44 x 50.4	19-38

- 304G stainless steel door lock body.
- 316G stainless steel door handle.
- Highly polished finish.



Door Lock - Rim Latch Stainless Steel

Part No.	Description	Case Size (mm)	Decorative Plate Size (mm)	Strike Plate L x W x H (mm)	Door Thickness (mm)	Weight (g)
30426	Rim Latch Set - Surface Mount	54 x 45	111 x 32	55 x 13 x 15	16-35	395

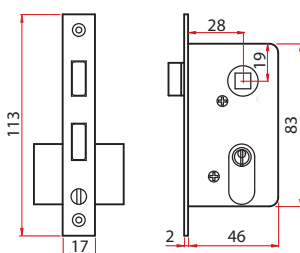
- Cast 316G polished stainless steel.
- Slim line internal handle with turn button lock.
- External handle is rounded and contours to the palm for comfort grip.



Door Lock - Mortise Diecast Brass

Part No.	Lock Type	Handle L (mm)	Face Plate W x H (mm)	Lock D x W x H (mm)	Lock Cut Out D x W x D (mm)	Door Thickness (mm)
30416	Mortise	70	25 x 120	48 x 17 x 113	46 x 10 x 83	25-35


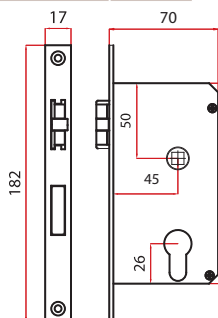
- Brass mortise lock complete with oval cylinders and flat striking plate.
- Chrome plated brass.
- Cast brass and stainless steel springs.
- Supplied with 3 keys.
- Spindle shaft 8mm².
- Lock + Striker Plate mount holes 4 x 4mm.
- Face Plate mount holes 4 x 3mm.



Door Lock - Anti-Rattle Mortise Diecast Brass

Part No.	Lock Type	Handle L (mm)	Face Plate W x H (mm)	Lock D x W x H (mm)	Lock Cut Out D x W x D (mm)	Door Thickness (mm)
30418	Anti-Rattle Mortise	100	25 x 164	70 x 17 x 182	68 x 11 x 132	25-35

- Chrome plated cast brass and stainless steel.
- Anti-rattle mortise lock.
- Cylinder and flat striking plate.
- Designed to be a reversible lock.
- Supplied with 3 keys.
- Cylinder length 45mm.
- Spindle shaft 8mm².



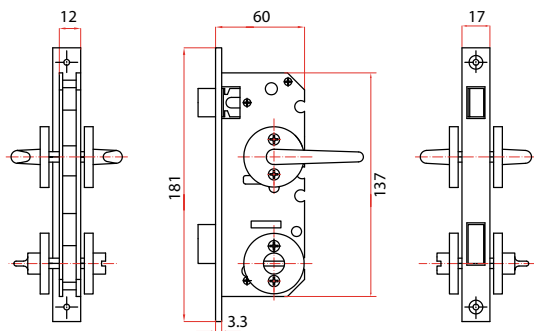
Door Locks

Door Lock - Stainless Steel



Part No.	Lock Type	Handle L (mm)	Lock/Handle Face Plates Ø (mm)	Lock W x D x H (mm)	Lock Cut Out W x D x H (mm)	Door Thickness (mm)
30420	Mortise Lock	62	38	17 x 63 x 181	12 x 57 x 137	25-35

- Cast 316G polished stainless steel.
- Locks by turning button from inside.
- Slim line, easy grip handles.
- Flat strike plate.
- Lock + Striker Plate mount holes 2 x 4.5mm.
- Face Plate mount holes 4 x 4.5mm.

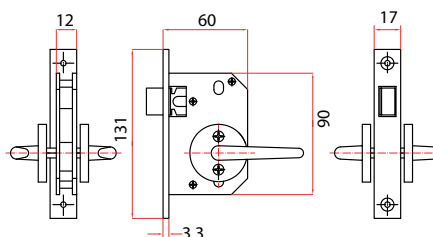


Door Lock - Cabin Stainless Steel



Part No.	Lock Type	Handle L (mm)	Face Plate Ø (mm)	Lock W x D x H (mm)	Lock Cut Out W x D x H (mm)	Door Thickness (mm)
30422	Mortise Lock	65.7	40	17 x 60 x 131	12 x 57 x 90	25-35

- Cast 316G polished stainless steel.
- Slim line, easy grip handles in modern and contemporary design.
- No Locking mechanism suitable for internal doors.
- Flat strike plate.
- Lock + Striker Plate mount holes 2 x 4.5mm c/s.
- Face Plate mount holes 4 x 4.5mm c/s.

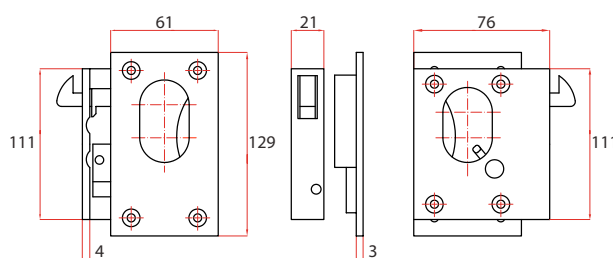


Door Lock - Sliding Stainless Steel



Part No.	Lock Type	Face Plate W x H (mm)	Lock W x D x H (mm)	Lock Cut Out W x D x H (mm)	Door Thickness (mm)
30424	Sliding Door Lock	61 x 129	30 x 76 x 129	21 x 64 x 98	30-35

- Cast 316G polished stainless steel.
- Can be locked from outside with key.
- Flat strike plate.
- Recessed lever for easy opening and closing.
- Supplied with 3 keys.
- Striker Plate 21mm x 3.5mm x 96mm.
- Lock + Face Plate mount holes 4 x 4.5mm c/s.
- Striker Plate mount holes 4 x 4mm c/s.

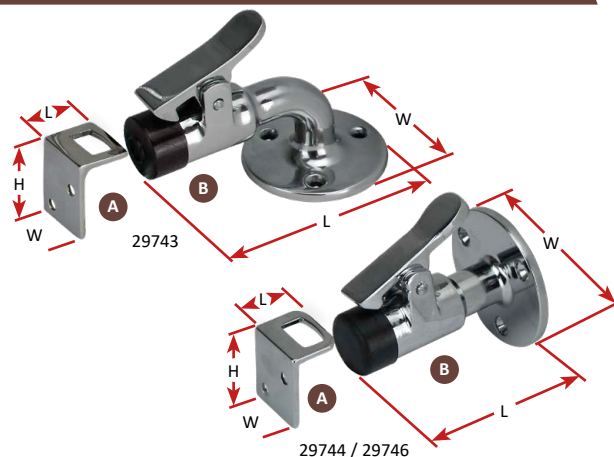


Door Stop Catch - Stainless Steel

Part No.	Description	Angle	Strike Plate (A) L x W x H (mm)	Pedestal (B) L x W x H (mm)	Mount Screws (mm)
29743	S/S Door Stop Catch	90°	18 x 22 x 28	95 x 50 x 68	4 c/s
29744	S/S Door Stop Catch	Straight	19 x 22 x 28	66.5 x 50 x 54	4 c/s
29746	S/S Door Stop Catch	Straight	19 x 22 x 28	85 x 50 x 54	4 c/s

- Cast 316G polished stainless steel.
- Floor or ceiling mount spring loaded door stop.
- Includes pedestal and strike plate.
- Screws: 4 Countersunk.

NOTE: Mounting screws not included.




Door Stop - Magnetic Stainless Steel

Part No.	Description	Strike Plate (A) L x W x H (mm)	Pedestal (B) L x W x H (mm)	OA Length (mm)	Mount Screws (mm)
29776	S/S Magnetic Door Stop	14 x 45 x 26	34 x 31 x 35	48	4 c/s

- Cast 316G polished stainless steel.
- Capsulated magnet with rubber cover for quiet closure.
- Holds 2.5 kg.
- 4 mounting holes.

NOTE: Mounting screws not included.




Door Stop - Magnetic Adjustable Stainless Steel

Part No.	Description	Strike Plate (A) L x W x H (mm)	Pedestal (B) L x Ø (mm)	Adjustable Length (mm)	Mount Screws (mm)
29777	S/S Adjustable Magnetic Door Stop	14 x 45 x 26	72 x 50	75 - 100	4 c/s

- Cast 316G polished stainless steel.
- Capsulated magnet with rubber cover for quiet closure.
- Adjustable length.
- Holds 2.5 kg.
- 5 mounting holes.


NOTE: Mounting screws not included.



Door Stop - Hook Stainless Steel

Part No.	Description	Strike Plate (A) Mount Screws (mm)	Pedestal (B)			Mount Screws (mm)
			L (mm)	W (mm)	D (mm)	
29745	S/S Door Stop and Hook	5 c/s	51	44	Ø 10.5	4 c/s

- Cast 316G polished stainless steel.
- NOTE: Mounting screws not included.



Door Stop - Roller Stainless Steel

Part No.	Description	Clamp Base (mm)	Clamp Height (mm)	Tongue Base (mm)	Tongue Height (mm)	Mount Screws (mm)
29779	S/S Roller Door Stop	40 x 35	30	42 x 24	40	4 c/s
29778	S/S Roller Door Stop	34 x 20	24	30 x 18	22	4 c/s

- Stainless steel door stop with tongue for secure holding.
- Roller operation for ease of securing and releasing.

NOTE: Mounting screws not included.



Bait Boards

Bait Boards & Fillet Tables



Fillet Tables - Large

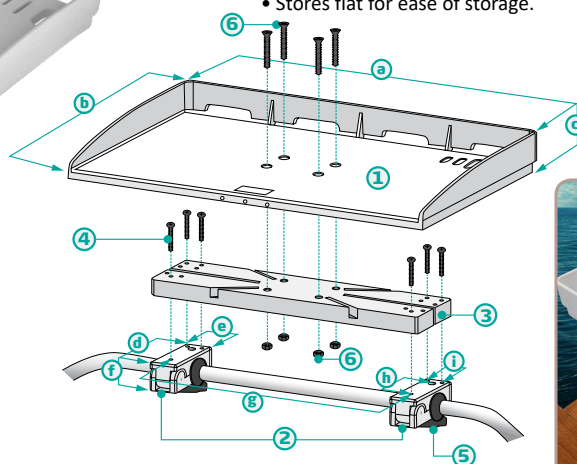


Part No.	Description	Colour	Length (mm)	Width (mm)
49915	Large Bait Fillet Table	White	1016	381

- Attractive and functional, once you use one you will wonder how you did without it.
- Made from 100% marine grade polymer.
- 1016mm with engraved metric tape measure.
- Multiple mounting options.
- Built-in knife strap.
- Corners cut out for drainage.
- Works great anytime a flat surface is needed.
- Starboard/colourcore surface.
- Lifetime warranty.

Fillet Tables - Bait - Relaxn®

Part No.	Description	Bait Fillet Table Dimension			Clamp Size			Clamp Mount Distance		
		A (mm)	B (mm)	C (mm)	D (mm)	E (mm)	F (mm)	G (mm)	H (mm)	I (mm)
49912	Relaxn® Bait Fillet Table	508	321	51	98	36.5	38	343	63.5	22



- Rail or clamp mount (rail mount 25 to 32mm clamp).
- Quick clamp technology allows ease of removal and fixing positions on the boats rails.
- Handy knife and plier holders.
- Cut outs at rear of board for draining.
- UV-stabilised high density polyethylene.
- Stores flat for ease of storage.

Bait Boards - Standard



Part No.	Description	Length (mm)	Width (mm)	Height (mm)
49911	Bait Board Large Plastic with Legs	700	460	470

- Large white plastic preparation surface.
- Durable anodised alloy rails connected to a sliding mount provides adjustable centres from 100mm - 600mm along with adjustable ball joint clamps to suit almost any angled rod holder.
- Adjustable tapered locking wedges.
- Gimbal slots on the legs to slot into rod holders.
- Moulded fish measurer on top of board in inch (0 - 22) and cm (0 - 50) increments.
- Moulded recess at the back of the board providing a utility holder.



Bait Boards & Rigging Stations

Bait Boards - MultiSystem

Part No.	Description	Length (mm)	Width (mm)
49916	Multi System Bait Board	525	300
49960	Multi System Ball Mount suits 49962		
49962	Replacement Bait Boards Ball Joint Leg		

- The next generation in rod holder accessories.
- Made from 100% marine grade polymer.
- Simple to use, no tools are required to change products.
- Centre mounted 17" support leg with adjustable clamps and ball joint.
- Routed out corners for drainage.
- Ideal for cutting bait.
- Built-in Pliers holder & knife strap.
- Folds flat for storage.
- Swivels 360 degrees.
- 100% marine-grade polymer construction.
- Lifetime warranty.

NOTE: Tools not included.



Rigging Stations - 1 Plano Box

Part No.	Description	Dimensions W x H x D (mm)
49964	Rigging Station 1 Plano Box	381 x 140 x 279

- Riggers mate.
- Includes 1 x plano box.
- Built in bins.
- Spooler removes easily.
- Hook Bar 100% marine-grade polymer construction.
- Lifetime warranty.

NOTE: Overall dimensions without spooler.

Tools and lures not included.



Rigging Stations - 2 Plano Waterproof Boxes

Part No.	Description	Dimensions W x H x D (mm)
49963	Rigging Station 2 Plano Waterproof Boxes	508 x 140 x 381

- Double rigging station.
- Spooler removes for storage.
- Includes 2 x plano waterproof boxes.
- Built in bins.
- Lifetime warranty.

NOTE: Overall dimensions without spooler.

Tools and lures not included.



Bait Boards & Accessories

Bait Boards - Deluxe Kit - Relaxn®

Part No.	Bait Station					Leg Mount Sockets			
	Overall Bait Station W x D x H (mm)	Cutting Board W x D (mm)	Drink Holders I.D. x H (mm)	Knife & Plier Holders W x D x H (mm)	Fixed Rod Holders I.D. x L (mm)	S/S Legs O.D. x L (mm)	Size I.D. x L (mm)	Cut Out Ø (mm)	Mount Screws (mm)
49908	970 x 565 x 200	668 x 415	75 x 80	95 x 102 x 75	47 x 205	41 x 504	42 x 213	45	5 c/s



- Four angled fixed rod holders.
- Two conveniently placed drink holders.
- Stylish nylon cutting board with rear drainage channel.
- The 'fisherman feature': Two knife & plier holders for the knife, pliers, hook and lure (knife & plier not included).
- 2 stainless steel legs fit into leg mount sockets (included).
- Drain suits hose I.D. 3/8".
- Distance between Mounting Legs: Adjustable Width Min. 300mm - Max. 500mm.

Kit Includes:


- 1 x Fillet Board 1
- 2 x Drink Holders 2
- 2 x Knife & Plier Holders 3
- 4 x Fixed Rod Holders 4
- 1 (Pair) x Stainless Steel Legs 49902 5
- 2 x Leg Mount Sockets 49979 6
- 1 x Drain with Tail 49907 7
- 4 x Rod Holder Inserts 49641 8
- 2 x Base Mount 9



Post locks in place preventing movement

Bait Boards - Deluxe - Relaxn®

Part No.	Description	Overall Bait Station W x D x H (mm)	Cutting Board W x D (mm)	Drink Holders I.D. x H (mm)	Knife & Plier Holders W x D x H (mm)	Fixed Rod Holders I.D. x L (mm)
49900	Relaxn® Marine Bait Station	970 x 565 x 200	668 x 415	75 x 80	95 x 102 x 75	47 x 205
49902	304G Stainless Steel Legs suits Bait Boards (Pair)					
49979	Leg Mount Socket (Each)					
49907	Drain Adaptor suits Bait Boards					



- Four angled fixed rod holders.
- Two conveniently placed drink holders.
- Stylish nylon cutting board with rear drainage channel.
- The 'fisherman feature': Two knife & plier holders for the knife, pliers, hook and lure (knife & plier not included).
- Drain suits hose I.D. 3/8".
- Distance between Mounting Legs: Adjustable Width Min. 300mm - Max. 500mm.

Kit Includes (Bait Station Only):

- 1 x Fillet Board 1
- 2 x Drink Holders 2
- 2 x Knife & Plier Holders 3
- 4 x Fixed Rod Holders 4
- 4 x Rod Holder Inserts 49641 5
- 1 x Drain with Tail 6

Optional Accessories (Excluded):

- 1 (Pair) x Stainless Steel Legs 49902
- 2 x Leg Mount Sockets 49979





Bait Boards - 2 Rod Holders

Part No.	Description	Length (mm)	Width (mm)	Height (mm)
49904	Bait Board with Two Rod Holders	695	580	760
49906	Replacement White Bait Fillet Board	670	420	35
49902	Stainless Steel Legs suits Bait Board (Pair)			410
49907	Replacement Drain suits Bait Board		Ø 10	40
49979	Straight Shaft Rod Holders (Each) 80 x 60mm Flange			215

- This stainless steel bait station features two angled rod holders with UV resistant plastic liners and a large nylon cutting board with self draining channel at the back.
- **49904** Height including drain channel: 50mm.
- Lightweight, sturdy and strong design.



Deck Mount Leg & Socket Set - Deep Blue

Part No.	Socket Dimensions H x W (mm)	Leg Dimensions H x W (mm)	Socket Cut Out Ø (mm)	Mount Depth (mm)	Mount Screws (mm)
49947	54 x 76	83 x 76	31	50	6.4

- Suits **49915** fillet boards/tables.
- Polished stainless steel.
- Stainless steel fittings included.

Set Includes:

- 1 x Deck Mount Leg.
- 1 x Socket.
- 1 x Rubber Gasket with Cap and Fittings.

NOTE: 2 required for bigger bait tables.



Bait Boards - Ball Joint Leg - Deep Blue

Part No.	Description
49960	Multi System Ball Mount suits 49962
49962	Replacement Bait Boards Ball Joint Leg

- Stainless steel tube.
- Corrosion free clamp.
- Approximately 17" long overall for use in most rod holders.
- Ball included.
- Lifetime warranty.



Bait Boards - Leg & Socket Set

Part No.	Socket Dimensions H x L x W (mm)	Leg Dimensions H x L x W (mm)	Socket Cut Out Ø (mm)	Mount Depth (mm)	Mount Screws (mm)
49890	105 x 80 x 49	440 x 98 x 41	41.5	102	5

- Suits **49915** fillet boards/tables.
- Polished stainless steel.
- Leg Height: 343mm when mounted.

Set Includes:

- 2 x Bait Board Legs.
- 2 x Sockets.





The Universal Folding relaxn T-Top

The Relaxn® Universal T-Top is designed around performance, strength and rigidity. The design will accommodate almost any centre console boat.

Relaxn® T-Tops are constructed from industry leading 2" diameter, premium T6-6061 high tensile aircraft aluminium. Each part is submerged completely in an anodising bath after construction. Offering the best coverage and protection against Australia's harsh marine environment.

The 2" frame and rigid construction provides the perfect platform for accessories, from outriggers and rod holders to lights and electrical. The T-Top is partnered with an Acrylic Canvas which is both UV stabilised and water repellent. The Relaxn® Universal T-Top features sleek, elegant lines which will enhance the appearance of your boat.





T-Top - Relaxn® 500 Folding - Anodised

Acrylic Canvas Included

Part No.	Description	Canvas	Canvas Colour
293416	Anodised Alloy T-Top Silver with Canvas	Acrylic	Black

- Marine grade clear anodised finish.
- 2" diameter premium high tensile aluminium tubing.
- Universal design fits consoles up to 128cm wide.
- Prefabricated, pre-welded construction.
- Assembles and installs without welding.
- Marine grade 316 stainless steel fasteners included.
- Folds forward when not in use.
- 7 anodised solid plates provides mounting points for lights, UHF antenna, radar, outriggers and much more.
- Black acrylic canvas with lashing included.

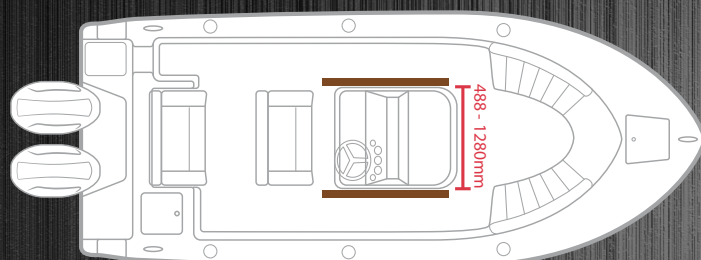
Acrylic Canvas Top:

- Heavy-duty solution dyed yarn filtering up to 90% of the sun's heat and light.
- Marine grade canvas is water repellent.
- UV stabilised.
- Easy to clean.
- Lashing included.

NOTE: Use of V Brace Stabiliser recommended 293402



Acrylic Canvas Top



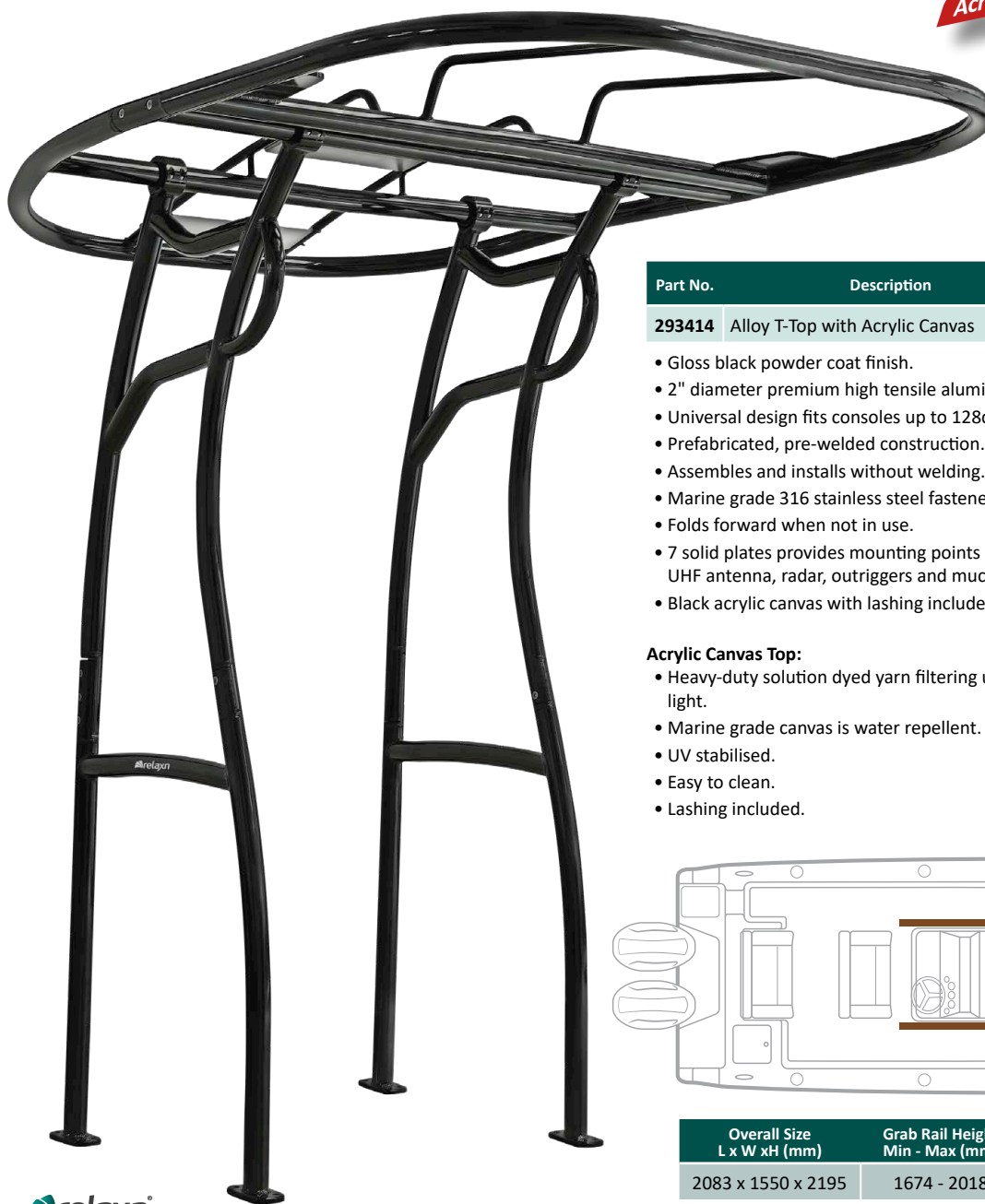
Overall Size L x W x H (mm)	Grab Rail Height Min - Max (mm)	Support Legs Width Min - Max (mm)
2083 x 1550 x 2195	1674 - 2018	488 - 1280

Will the Relaxn® T-top Fit My Boat?

The Relaxn® T-Top can be easily adjusted to fit almost any centre console boat. Ranging in width from 488mm to 1280mm.

How to Measure?

Measure the widest point of your console unit. The easiest way is to lie two planks (2x4s), one on either side of the console, while keeping the planks parallel, measure the width from the inside edge of the planks; illustrated in the diagram.

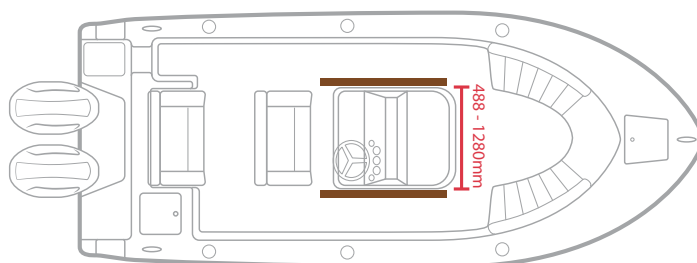


Part No.	Description	Canvas	Canvas Colour
293414	Alloy T-Top with Acrylic Canvas	Acrylic	Black


- Gloss black powder coat finish.
- 2" diameter premium high tensile aluminium tubing.
- Universal design fits consoles up to 128cm wide.
- Prefabricated, pre-welded construction.
- Assembles and installs without welding.
- Marine grade 316 stainless steel fasteners included.
- Folds forward when not in use.
- 7 solid plates provides mounting points for lights, UHF antenna, radar, outriggers and much more.
- Black acrylic canvas with lashing included.

Acrylic Canvas Top:

- Heavy-duty solution dyed yarn filtering up to 90% of the sun's heat and light.
- Marine grade canvas is water repellent.
- UV stabilised.
- Easy to clean.
- Lashing included.

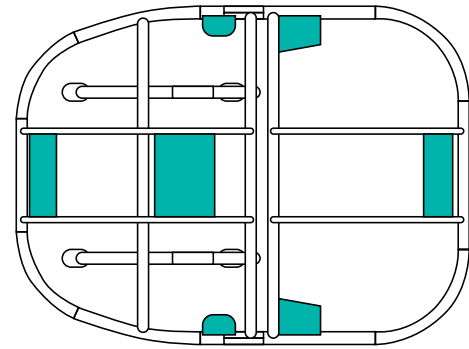
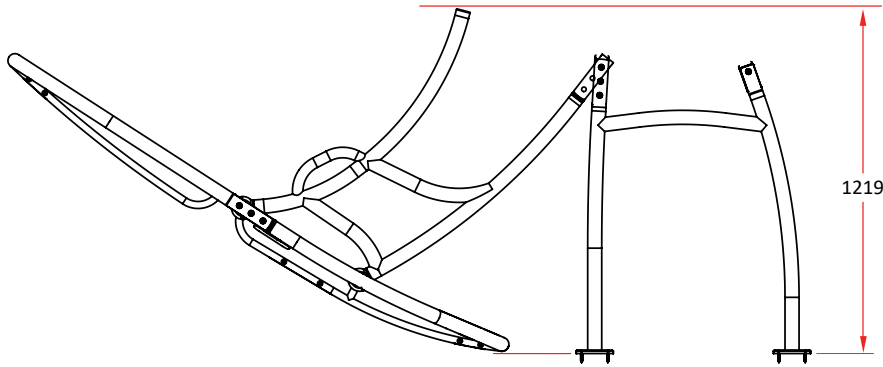


Overall Size L x W x H (mm)	Grab Rail Height Min - Max (mm)	Support Legs Width Min - Max (mm)
2083 x 1550 x 2195	1674 - 2018	488 - 1280





T-Top - Technical Drawings

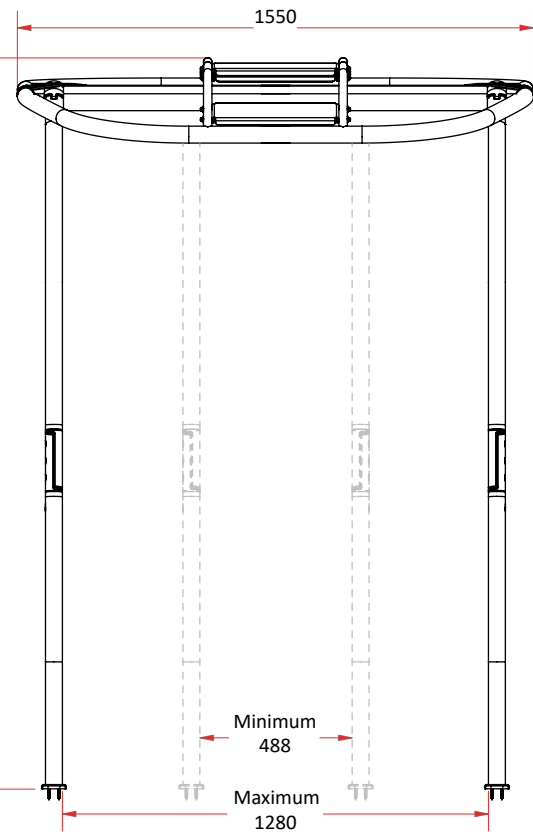
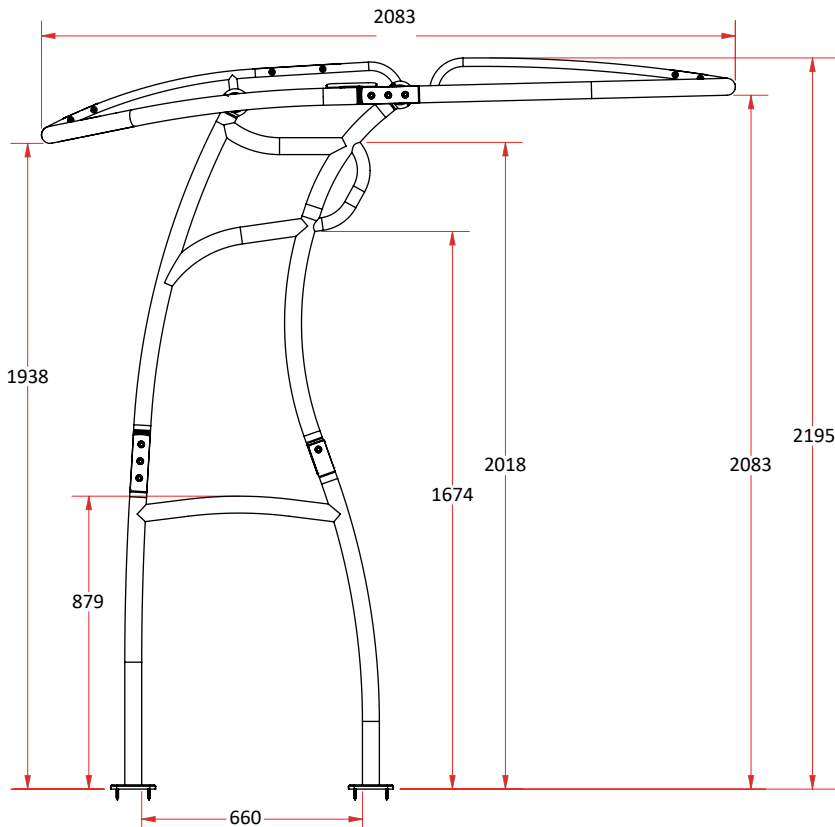


Folds Down

The frame folds down in minutes, making storage hassle free and will fit in most garages. When you plan to go out the T-Top can be folded back and locked in place. You're ready to go out on the water in no time at all.

7 Solid Mounting Plates

7 anodised solid plates provide mounting points for lights, UHF antennas, radar, outriggers and much more.



T-Top - Relaxn® 380 Folding

Part No.	Description	T-Top Colour	Canvas	Canvas Colour
NEW ENTRY 293417	Relaxn® 380 Folding T-Top with Canvas	Powder Coat Black	Acrylic	Black
NEW ENTRY 293418	Relaxn® 380 Folding T-Top with Canvas	Silver	Acrylic	Black
NEW ENTRY 293419	Relaxn® 380 Folding T-Top with Canvas	Powder Coat White	Acrylic	Black

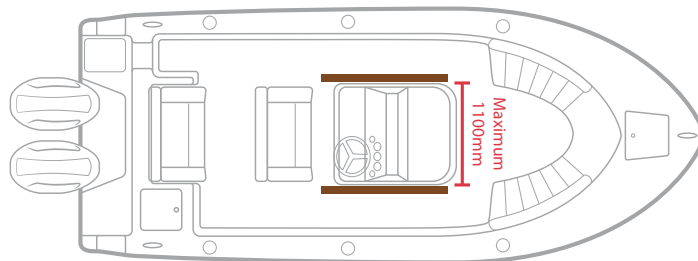
- 1½" diameter premium high tensile aluminium tubing.
- Prefabricated, pre-welded construction.
- Assembles and installs without welding.
- Marine grade 316 stainless steel fasteners included.
- Folds forward when not in use.
- Black acrylic canvas with lashing included.

Acrylic Canvas Top:

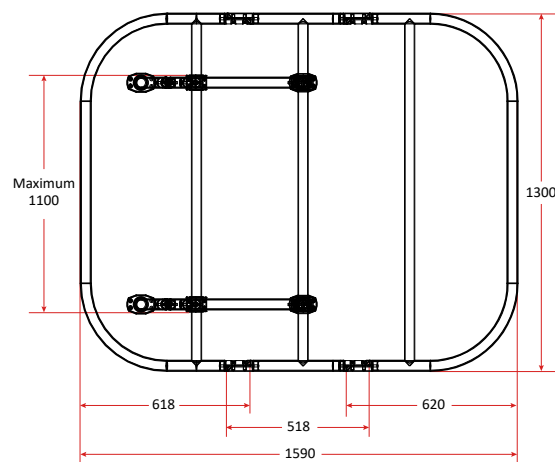
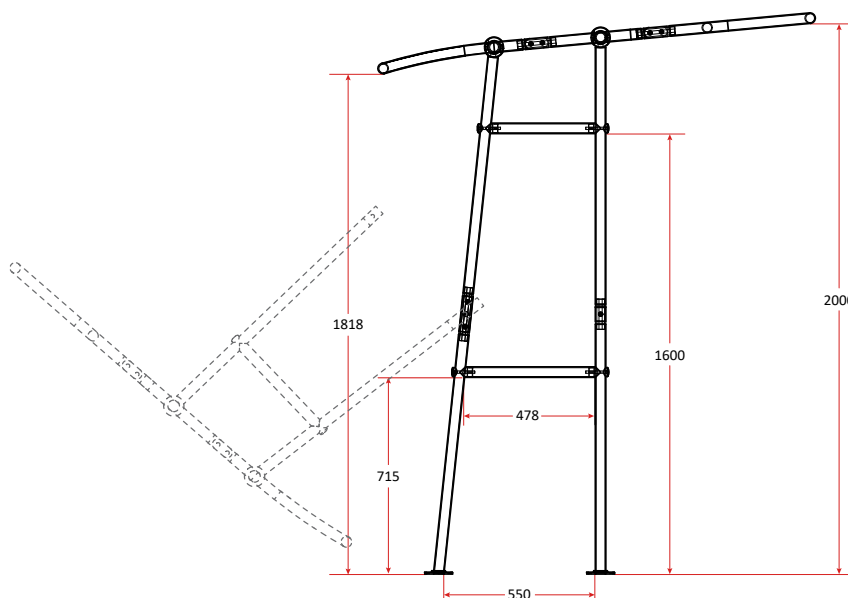
- Heavy-duty solution dyed yarn filtering up to 90% of the sun's heat and light.
- Marine grade canvas
- Water repellent.
- UV stabilised.
- Easy to clean.
- Lashing included.



Mounting Hardware



Overall Size L x W x H (mm)	Support Legs Width Min - Max (mm)
1590 x 1300 x 2000	1100






Relaxn T-Tops Accessories, Rocket Launcher & V Brace Stabiliser

Rocket Launcher - Relaxn®

Part No.	Description	Colour	Overall Size W x D x H (mm)	Clamp Distance (mm)
293404	Relaxn® Rocket Launcher	Black	830 x 180 x 343	522
293406	Relaxn® Rocket Launcher	Silver	830 x 180 x 343	522

- Made of high quality, marine grade aluminium extrusions and cold-drawn tube.
- Anodised or powder coated finish for protection from the elements.
- Easily mounts to any 2" diameter tube.
- Superior craftsmanship.
- Holds up to 5 fishing rods.
- Very easy to install.



V Brace Stabiliser Kit - Relaxn®

Part No.	Description
293402	Relaxn® V Brace Stabiliser Kit

- Adds the ultimate strength and rigidity to your T-Top.
- High-end aircraft grade aluminium with smooth hand polished surface.
- Premium anodised finish for ultimate protection from the elements.
- Simple DIY installation.
- Kit includes stabilisers and all the required mounting hardware.
- Clamp suits 2" (50mm) tubing.

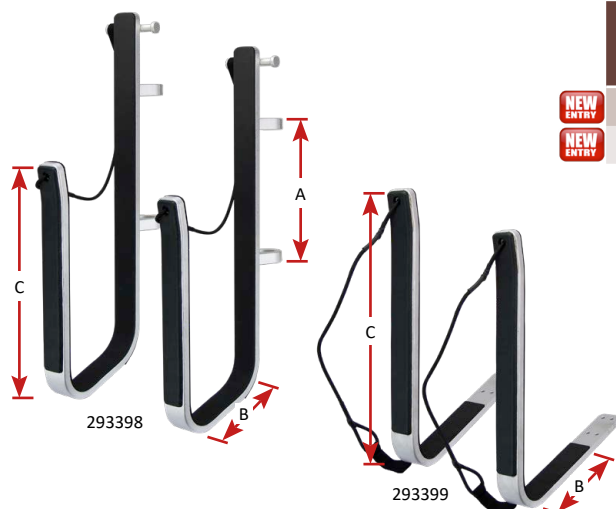
NOTE: Designed to suit Relaxn® T-Top only.



Board Storage System Board Rack & Storage



Board Storage - SUP Rack - Relaxn®

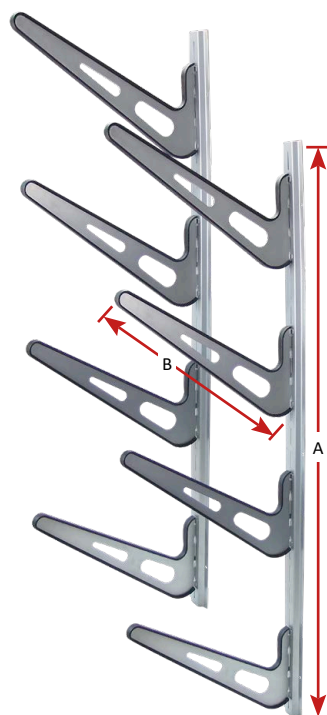


Part No.	Description	Mounting Clamp Distance A		Maximum Board Thickness B		Support Arm Height C	
		(inch)	(mm)	(inch)	(mm)	(inch)	(mm)
NEW ENTRY 293398	Single Board Rack	8- ⁵ / ₆₄ "	205	6- ¹⁹ / ₆₄ "	160	14- ⁵ / ₆₄ "	380
NEW ENTRY 293399	Additional Board Rack			5- ⁵ / ₁₆ "	135	16- ¹⁷ / ₃₂ "	420

- Ideal for surfboards, long boards and stand up paddle boards up to 6-¹⁹/₆₄" (160mm) thick.
- Heavy-duty 6061 aluminium alloy.
- Sandblasted anodised finish.
- Moulded rubber plastic outer protection.
- Die cut EVA protective foam stops board damage.
- Heavy-duty shock cords keep boards in place.
- Unique rotating clamp provides mounting on angled posts or stanchions.
- Suits ⁷/₈" (22.23mm), 1" (25.4mm) and 1-¹/₄" (31.75mm) rails.
- All mounting hardware included.



Board Storage - Wall Mount - Relaxn®



Part No.	Description	Vertical Track Length (mm)		Board Rack Length (mm)		Mounting Holes
		(inch)	(mm)	(inch)	(mm)	
NEW ENTRY 293396	Wall Mount Board Storage	47- ⁶³ / ₆₄ "	1219	15"	381	12 x 6mm

- Ideal for surfboards, longboards and stand up paddle boards, wake boards etc.
- Fully adjustable rack system allows racks to be mounted at different levels for different thickness boards.
- Rubber around the rack prevents board damage.
- Heavy-duty steel.
- Mount directly to wall studs or drywall or any other wall.

Kit includes:

- 2 x Wall mounted rails.
- 8 x Mounting racks.
- Includes mounting hardware.





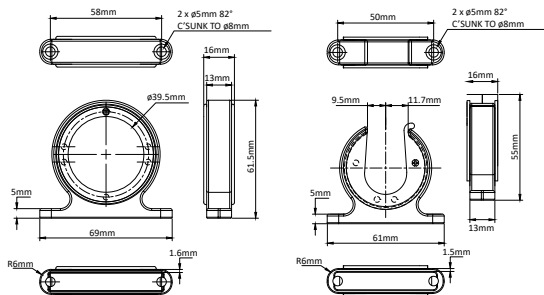
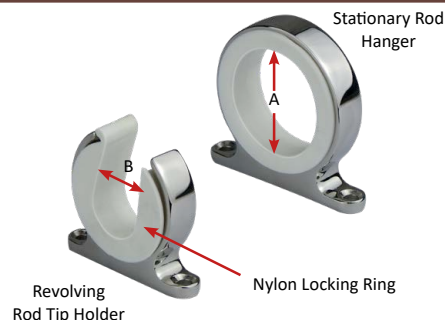
Rod Holders & Accessories

Rod Hanger & Rod Racks

Rod Holder Hanger - Stainless Steel - Relaxn®

Part No.	Description	Stationary Rod Hanger		Revolving Rod Tip Holder		Mount Screws (mm)
		Overall Size L x W x H (mm)	I.D. (A) (mm)	Overall Size L x W x H (mm)	I.D. (B) (mm)	
49144	Rod Holder Hanger	69 x 16 x 61.5	39.5	61 x 16 x 55	17	5 c/s

- Used for storing rod vertically, horizontally or overhead.
- Nylon locking ring rotates to hold rod securely in position.
- Highly polished 316G stainless steel.
- Mounting Holes Center to Center:
Stationary Rod Hanger 58mm
Revolving Rod Tip Holder 50mm
- 2 piece kit.



Rod Holder Hanger Racks - Stainless Steel - Relaxn®

Part No.	Description	Type	Suits	Overall Size L x W x H (mm)	Rod Butt Holder I.D. (mm)	Rod Tip Holder Gap Width (mm)	Polyboard Thickness (mm)	Mount Screws (mm)	
49193	Rod Holder Hanger Rack	Triple	3 Rods	346 x 38 x 75	39	16	13	5	NEW ENTRY
49194	Rod Holder Hanger Rack	Quad	4 Rods	460 x 38 x 75	39	16	13	5	NEW ENTRY


- Used for storing rods vertically, horizontally or overhead.
- Nylon locking ring rotates to hold rod securely in position.
- Highly polished 316G stainless steel fittings.
- Mounted on 13mm Polyboard.



Rod Racks - Wall Hanging - Relaxn®

Part No.	Description	Colour	Suits	Dimensions L x H (mm)	
49146	Relaxn® Wall Hanging Rod Racks	White	4 Rods	385 x 75	NEW ENTRY
49147	Relaxn® Wall Hanging Rod Racks	White	6 Rods	555 x 75	NEW ENTRY

- Maximise your storage area.
- High impact polypropylene.
- Can be mounted vertically or horizontally.
- Adjustable mounting brackets.
- 85mm rod spacing.
- Includes screws and mounting blocks.



Rod Holders - Stainless Steel

Rod Holders - with Storage Space Stainless Steel



Part No.	Description	Overall Length (mm)	Height (mm)	Depth (mm)	Mount Screws (mm)
49132	Double Rod Holder	280	235	76	5 c/s
49133	Triple Rod Holder	343	235	76	5 c/s



- This high-styled rod holder has a place for your fillet knife, pliers, baits and a convenient shelf for extra line or scents.
- Stores rods upright. Fabricated from polished 304G stainless steel, with injection moulded ABS liners to protect valuable rods and tools.
- Stainless steel mounting hardware included.
- 1 Year Warranty.

Rod Holder Coaming - 4 Rod Rack Alloy



Part No.	Description	Dimensions L x W x H (mm)
49940	4 Rod Rack - Side Mounting	568 x 76 x 235

- Anodised alloy providing a strong yet stylish looking rod rack.
- Thick alloy frame.
- 360° of welding joining the rod holders to the bracket.
- Plastic sleeve insert.
- Caps to cover the mounting holes.
- Includes mounting hardware.



360° Welding



Thick Frame



Mounting Caps

Rod Holder Coaming - Bolt on Rocket Launcher Stainless Steel



Part No.	Description	Length (mm)	Shaft I.D. (mm)	Mount Screws (mm)
49922	Bolt On Rocket Launcher suits 4 Rods	927	38	5 c/s

- 304G Stainless Steel
- Ideal for hard tops, engine wells, targa bars and the cockpit of your boat.

Rod Holder - Triple Stainless Steel



Part No.	Description	Length (mm)	Width (mm)	Shaft I.D. (mm)
49920	Stainless Steel 3 Rod Holder	632	470	44

- White plastic liners.
- 304G stainless steel.
- 6mm gimbal pin.
- 4 slots in base for adjusting into existing rod holder.

Rod Holder - Removable Stainless Steel



Part No.	Description	Length (mm)	Shaft I.D. (mm)	Mount Screws (mm)
49140	Stainless Steel Removable Rod Holder	216	41	7 r/h
49139	Replacement Mounting Plate suits 49140			

- 316G stainless steel.
- Mount Bracket 100mm x 93mm.
- Black rubber liner.



Rod Holders - Stainless Steel

Rod Holder 38 - Clamp On Adjustable Stainless Steel - Relaxn®

Part No.	Description	Length (mm)	Shaft I.D. (mm)	Suits Rail Size (mm)
49130	Relaxn® Polished Stainless Steel Clamp On Rod Holder	262	43	38



- Polished anodised Aluminium with Internal locking positions which turn every 18° to adjust the angle of attack.
- 304G stainless steel.
- UV resistant black PVC liner for rod protection (white pictured).
- Slip resistant clamp with PVC liner.
- Supplied with Allen key 'quick adjust tool'.
- 6mm gimbal pin.
- 1 Year Warranty.



Rod Holder 32 - Clamp On Adjustable Stainless Steel - Relaxn®

Part No.	Description	Length (mm)	Shaft O.D. (mm)	Shaft I.D. (mm)	Suits Rail Size (mm)
49129	Clamp On Adjustable Rod Holder	235	50	43	25 - 32

49129-BULK Clamp On Adjustable Rod Holder - 16 Pack

- This clamp on rod holder has a 316G polished stainless steel tube with a hard plastic liner has closed bottom with drain holes to protect rod.
- 360° rotation.
- Easy fit to any angle rail.

NOTE: The hex socket bolts will need to be cut to suit Rails below Ø 27mm Dia.



Rod Holder - Side Mount Stainless Steel

Part No.	Description	Length (mm)	Shaft I.D. (mm)	Mount Screws (mm)
49108	Rod Holder With Solid Plastic Liner In One End.	235	42	6 c/s

- Stainless mounting bracket - moveable.
- Marine 304G stainless steel tube.
- ¾" BSP female thread for drain.
- Plastic liner protects rod.



Rod Holder - Bimini Alloy - Relaxn®

Part No.	Description	Length (mm)	Shaft I.D. (mm)	Suits Rail Size (mm)
49930	Alloy Bimini Rod Holder	200	49	25

49930-BULK Alloy Bimini Rod Holder - 25 Pack


- High quality weld for added strength.
- Silver anodised finish.



Rod Holder - Stainless Steel

Part No.	Description	Length (mm)	Width (mm)	Mount Screws (mm)
49200	Rod Holder with Solid Plastic Liner in One End.	270	85	4 r/h

- Solid heavy-duty plastic mounts can be moved to any position.
- 304G stainless steel tube.
- Plastic liner protects rod.



Flush Mount Rod Holders - Stainless Steel

Rod Holder - Rectangular Head Flush Mount Stainless Steel



30° Angle Shaft



49972




Straight Shaft



49979



49299



Part No.	Description	Shaft Angle	Head Size (mm)	Length (mm)	Cut Out (mm)	Shaft I.D. (mm)	Mount Screws (mm)	Pack Qty
49972	S/S Rec Head Flush Mount Rod Holder	30°	60 x 80	215	45	40	5 c/s	Single
49979	S/S Rec Head Flush Mount Rod Holder	Straight	60 x 80	215	45	40	5 c/s	Single
49299	S/S Rec Head Flush Mount Rod Holder Inclined Port & Starboard	30° / 30°	60 x 80	215	45	40	5 c/s	Pair

- 304G stainless steel.
- Robust high quality rod holders with slimline head.
- Rolled top for elegant flush mounting.
- Stainless rod gimbal pin through shaft.
- No liner.

Rod Holder - Oval Head Angled Flush Mount Heavy Duty



Welded Shaft

Part No.	Description	Shaft Angle	Head Size (mm)	Length (mm)	Cut Hole (mm)	Shaft I.D. (mm)	Mount Screws (mm)
49126	Heavy Duty Rod Holder with Cap	30°	86 x 112	197	53	43	6 c/s

- Heavy-duty cast 316G stainless steel top.
- Fully welded shaft and solid gimbal pin through shaft.
- Mounting gasket and liner.

Rod Holder - Oval Head Angled Flush Mount Stainless Steel



Part No.	Description	Shaft Angle	Head Size (mm)	Length (mm)	Cut Hole (mm)	Shaft I.D. (mm)	Mount Screws (mm)
49120	Rod Holder with Sealing Cap	30°	115 x 87	210	50	40	6 c/s

- 304G polished stainless steel pressed top complete with plug type hinged black PVC sealing cap and liner.
- Black rubber mounting gasket.
- Solid stainless steel rod gimbal pin through shaft.

Rod Holder - Round Head Flush Mount HD Stainless Steel with Drain



49121



49122

Part No.	Description	Shaft Angle	Head Size (mm)	Length (mm)	Cut Hole (mm)	Shaft I.D. (mm)	Mount Screws (mm)
49121	S/S Heavy Duty Round Head Flush Mount Rod Holder	Straight	102	200	52	45	6 c/s
49122	S/S Heavy Duty Round Head Flush Mount Rod Holder	30°	102	200	52	45	6 c/s

- Heavy-duty holder with white PVC liner.
- 316G Casting stainless steel top.
- 50mm 304G Polished Stainless Steel Tube.
- Stainless rod gimbal pin through shaft.
- Closed bottom with 16mm tube drain tail.



Rod Holders - Stainless Steel & Alloy

Rod Holders - Swivel Insert Adapter - Stainless Steel

Part No.	Description	O.D. (mm)	Height (mm)	
49660	Stainless Steel Rod Holder Swivel Insert Adapter	38	57	NEW ENTRY

- Ideal for fast trolling, heavy baits or handling big fish.
- 316 Stainless Steel.
- Nylon washers provide smooth rotation.
- Fits inside a rod holder butt with 40mm or larger inside diameter.
- Use with either 30° or 90° rod holders.
- Swivel friction and tension is adjustable with a Stainless nylock nut.
- Will raise your rod holder pin depth 38mm after inserted.



Rod Holders - Round Head Alloy

Part No.	Description	Shaft Angle	Length (mm)	Shaft O.D (mm)	Shaft I.D (mm)	
49429	Round Head Countersunk Rod Holder	30°	230	48	42	NEW ENTRY
49429-BULK	Round Head Countersunk 30° Rod Holder - 24 Pack					NEW ENTRY
49430	Round Head Countersunk Rod Holder - with Pin	10°	225	48	42	NEW ENTRY

- Can be welded or bolted.
- Includes PVC Liner for rod protection.
- Welded gimbal pin.
- Wall Thickness 3mm.



49429

49430

Rod Holders - Weld On - Alloy

Part No.	Description	Shaft Angle	Length (mm)	Shaft O.D (mm)	Shaft I.D (mm)	
49431	Weld On Rod Holder	30°	195	49	43	NEW ENTRY
49431-BULK	Weld On 30° Rod Holder - 24 Pack					NEW ENTRY

- Ideal for any weld on/in solutions.
- Includes PVC Liner for rod protection.
- Welded gimbal pin.
- Wall Thickness 3mm.



Rod Holders - Weld On - Cast Alloy

Part No.	Description	Shaft Angle	Head Size (mm)	Length (mm)	Cut Out (mm)	Shaft I.D. (mm)	
49432	Alloy Weld On Rod Holder	30°	105 x 85	240	52	45	
49432-BULK	Alloy Weld On 30° Rod Holder - 40 Pack						NEW ENTRY
49434	Rod Holder with 3 Countersunk Pilots	30°	105 x 87	220	50	39	

- Raw cast aluminium Rod Holder are ideal for Boat Builders
- Available in two options; weld on or screw mounting.



49432

49434

Rod Holders - Stainless Steel & Alloy

Rod Holder - Weld On Polished Alloy



Part No.	Description	Length (mm)	Shaft O.D. (mm)	Shaft I.D. (mm)
49450	Polished Alloy Weld On Rod Holder	247	60	42 - 55

- New style with flared design allows easy rod placement.
- Welded I-Beam pin construction seats rod butt securely in place and is proven to be 2-½ times stronger than competitive rod holders.
- Specially formulated, fungal-resistant white vinyl liners are tapered to fit tightly (ID 42 mm at base and 55mm at top) with rod holders.
- Polished silver finish.
- Scalloped anodised blade with hole for rod latch.
- Welded gimbal pin.
- Perfect for the Alloy Boat builder / fabricator.

Rod Holder - Flared Weld On Polished Stainless Steel



Part No.	Description	Length (mm)	Shaft O.D. (mm)	Shaft I.D. (mm)	Cut Hole (mm)
49925	Flared Weld On Rod Holder	250	50	43	52

NEW ENTRY

49925-BULK Flared Weld On Rod Holder - 40 Pack

- 316G polished stainless steel.
- Tapered and flared gives this rod holder the aesthetics never seen before on an Australian rocket launcher.
- Welded in gimbal pin.
- Includes PVC black liner for rod protection.
- Pin/Gimbal Thickness 6mm.
- Wall thickness 1.5mm.

Rod Holder - Anodised Alloy



NEW ENTRY

49927 Anodised Alloy Rod Holder

Part No.	Description	Length (mm)	Shaft O.D. (mm)	Shaft I.D. (mm)
49927	Anodised Alloy Rod Holder	254	60	42 - 55

- Welded I-Beam pin construction seats rod butt securely in place and is proven to be 2-½ times stronger than competitive rod holders.
- Specially formulated, fungal-resistant white vinyl liners are tapered to fit tightly (ID 42 mm at base and 55mm at top) with rod holders.
- Anodised silver finish.
- Perfect for the Alloy Boat builder / fabricator.

Rod Holder - Weld On Alloy



Part No.	Description	Length (mm)	Shaft O.D. (mm)	Shaft I.D. (mm)
49928	Alloy Weld on Rod Holder	250	50	44

NEW ENTRY

49928-BULK Alloy Weld on Rod Holder - 40 Pack

- 320 Grit finish.
- Tapered & flared.
- Welded in gimbal pin.
- Supplied with a black PVC liner for rod protection.
- Pin/Gimbal Thickness 6mm.
- Wall thickness 3mm.
- Ideal for rocket launchers and baitboards.
- Highly Polished.



Rod Holders - Rowlock Mount Stainless Steel

Part No.	Description	Length (mm)	Shaft I.D. (mm)
49202	Port & Starboard Rod Holders for Rowlocks	150	10

- Stainless Steel.
- End caps.

NOTE: Sold in pairs.



Rod Holders - Side Bracket Mount Plastic - Relaxn®

Part No.	Description	Rail Size (mm)
49118	Adjustable Rod Holder with Side Mount Bracket	25
49118-BULK	Adjustable Rod Holder with Side Mount Bracket - 10 Pack	
49117	Additional Side Mount Adapter	
49119	Additional Rail Mount Adapter	

- Robust moulded plastic.
- Ratchet style adjustment up and down.
- 360° rotation with unique locking system.
- Mounts to 1" rail.
- Moulded recess for reel helps the rod to be locked in place.
- Twist design lock holds rod and reel in place.
- Stainless steel fittings included.



Locked



Unlocked



relaxn®

Grommet - EZ Series for Rod Holder Stainless Steel

Part No.	Description	Shape	Diameter O.D. (mm)	Diameter I.D. (mm)
36674	EZ Series Grommet S/S for Rod Holder	Round	72.39	38

- Marine grade 316 stainless.
- No screw holes or sealants required.
- Much more aesthetically pleasing without visible fasteners.
- Faster installation time.
- Replace traditional flapper grommets without using sealant.
- The VHB tape creates a water-tight seal.
- Less opportunity for water damage, cracking and delamination.



Rod Holders - Plastic

Rod Holders - Universal Side Mount Plastic



Part No.	Description	Colour	Length (mm)	Width (mm)	Shaft I.D. (mm)	Mount Screws (mm)
49216	Plastic Universal Side Mount Rod Holder	Black	235	72	43	4 r/h
49218	Plastic Universal Side Mount Rod Holder	White	235	72	43	4 r/h

- This rod holder is a streamline design.
- Moulded gimble in base.
- Mounting Bracket - 134mm x 75mm.



Rod Holders - Rectangular Plastic



Part No.	Type	Colour	Head Size (mm)	Length (mm)	Cut Out (mm)	Shaft I.D. (mm)	Mount Screws (mm)
49204	30° Angled	White	88 x 60	245	50	43	4 r/h
49206	30° Angled	Black	88 x 60	245	50	43	4 r/h
49208	Flat Straight	White	88 x 60	240	50	43	4 r/h
49210	Flat Straight	Black	88 x 60	240	50	43	4 r/h

- Robust premium quality, UV stabilised, narrow head plastic flush mount rod holders with moulded gimbal in base.
- Rectangular Top Plate.



Rod Holders - Caps Rectangular



Part No.	Description	Colour	Head Size (mm)	Mount Screws (mm)
49226	Rod Holder Cap suits 49208 / 49204	White	88 x 60	4 r/h
49228	Rod Holder Cap suits 49210 / 49206	Black	88 x 60	4 r/h

- Closes the top of the rod holder when not in use.
- To suit Narrow Head Rod Holders.
- UV stabilised.

Rod Holders - Oval Plastic



Part No.	Type	Colour	Head Size (mm)	Length (mm)	Cut Hole (mm)	Shaft I.D. (mm)	Mount Screws (mm)
49220	30° Angled	White	105 x 85	250	50	43	5 r/h
49222	30° Angled	Black	105 x 85	250	50	43	5 r/h

- Robust premium quality, UV stabilised with large, heavy-duty oval shaped head, plastic flush mount rod holders.
- Moulded gimbal in base.



Rod Holders - Caps Oval



Part No.	Description	Colour	Head Size (mm)	Mount Screws (mm)
49230	Rod Holder Cap suits 49208 / 49220	White	105 x 85	9 r/h
49232	Rod Holder Cap suits 49210 / 49222	Black	105 x 85	9 r/h

- Closes the top of the rod holder when not in use.
- To suit large oval head rod holders.
- UV stabilised.



Rod Holder Accessories

Part No.	Description	Colour	O.D. (mm)	I.D. (mm)	Suits Rod Holders
49926	PVC Rod Holder Insert	Black	48	46	49925
49127	PVC Rod Holder Insert with Cap	Black	51	48	49126
49148	PVC Rod Holder Insert	White	51	48	49122
49648	PVC Rod Holder Insert	White	54	38	49918
49645	Nylon Drain Tail ID 11.1mm (7/16")	Black	51	48.5	50mm O.D.



49926



49127



49148



49648



49645

Rod Holder Inserts - Stainless Steel & Alloy Rod Holders

Part No.	Description	Colour	Suits Rod Holders (mm)	Tube Wall Thickness (mm)
49641	Rod Holder Insert	Black	Ø 50.8mm (2") - S/S Tubes	1.5
49641-BULK	Rod Holder Insert - Black - 100 Pack			
49643	Rod Holder Insert	Grey	Ø 50mm - Alloy Tubes	3
49643-BULK	Rod Holder Insert - Grey - 100 Pack			

NEW ENTRY

NEW ENTRY



49641



49643

- High quality UV stabilised nylon inserts for rod holders.
- Ideal for all rocket launcher racks.
- Saves rod holder and rod from damage.
- Stylish finish with the aluminium or stainless steel tubes.
- **49641** - Rod Holder Insert Ø 50.8mm x 1.5mm (wall thickness).
- **49643** - Rod Holder Insert Ø 50mm x 3mm (wall thickness).

Burley Bucket - Stainless Steel

Part No.	Description	Overall Height (mm)	Flange Ø (mm)	Cut Out Ø (mm)
49910	Stainless Steel Burley Bucket	490	169	125
49924	Burley Bucket Chomper - Stainless Steel			

- This high quality 316G stainless steel burley bucket will withstand the toughest of fishing environments. Manufactured of 2 mm thick tube and a solid 22mm wide, 3mm thick flange all in 316G.
- The right amount of holes lets the perfect amount of burley into the ocean, landing you the biggest fish.
- Measures 320 mm above flange and 170mm below.
- Bolt Hole Size: 6mm.
- Burley Release Hole Size: 8mm.



49910



49924



Outrigger Pole - 13ft

Part No.	Type	Length (ft)	Pole Base Diameter (mm)	Material	Sold As
49704	Rigged & Spear suits	13	28	Eglass	Pair
49708	Outrigger Rigging Kit suits				Kit

NEW ENTRY

NEW ENTRY

- The outrigger poles feature heavy glass.
- Easy to use 2 piece design.
- 28mm pole base suits **49124**.
- Outrigger and spear includes rigging kit.



49708

Rigging Kit Included



49704

Outrigger Poles



Outrigger Poles - 14ft - 20ft						
Part No.	Type	Material	Length (ft)	Pole Base Diameter (mm)	Sold As	
NEW ENTRY 49713	Telescopic suits 49702	E-Glass	14	38	Pair	
NEW ENTRY 49714	Telescopic - Extra Stiff	E-Glass	14	41	Pair	
NEW ENTRY 49715	One Piece - Extra Stiff	E-Glass	15	41	Pair	
NEW ENTRY 49716	One Piece - Super Stiff	Carbon	15	41	Pair	
NEW ENTRY 49730	Telescopic - Extra Stiff	E-Glass	20	41	Pair	
NEW ENTRY 49740	Telescopic - Extra Stiff	E-Glass	15	51	Pair	

- The outrigger poles feature heavy glass or carbon 28mm, 38mm and 41mm spigot that fits into the bottom of the pole, and also slides into the outrigger base.
- This gives them a bigger outside, therefore giving them a stiffer action than others available on the market.
- 38mm pole base suits **49702** and 41mm pole base suits **49720** outrigger bases.
- Super stiff and ultra light.
- Includes rigging kit.



Outrigger pole base



49740 base

Outrigger Pole - Shotgun				
Part No.	Description	Length (ft)	Mount Diameter (mm)	Sold As
NEW ENTRY 49722	Shotgun Outrigger Pole	8	41	Single

- The idea of the shotgun pole is to keep the line out of the water, thus less drag and your lure will perform better.
- Shotgun poles are great for getting a lure way out the back down the middle of your lure spread.
- Rigged with a tag line return and a release clip.
- Stainless steel short straight butt slides easily into the outrigger.

Kit Includes:

- 1 x 8ft Shotgun Outrigger Pole.
- 1 x Rigging Kit.



Shotgun pole base



Shotgun pole rigging kit




Outrigger Base Wishbone - Stainless Steel

Part No.	Description	Suits Pole Ø (mm)	Dimensions L x W (mm)	Mounting Holes Semi Countersunk (mm)	Sold As
49720	Outrigger Base	41	510 x 270	7	Pair NEW ENTRY

- Ideal for boats up to 8m.
- Easily mounted with multiple clamping and mounting positions to suit your boat.
- Highly polished 316G stainless steel finish.
- Robust design.
- Suits poles up to 20ft with Ø 41mm base.
- Compact when not in use.
- Supplied with plastic mounting gaskets to protect the boat.
- Sold in pairs.

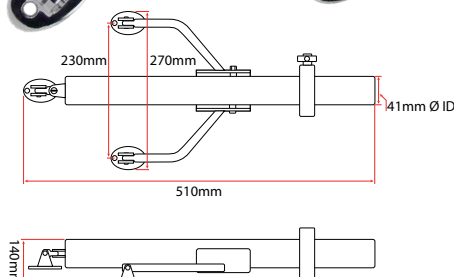
NOTE: Mounting bolts not included.



Heavy-duty mounting



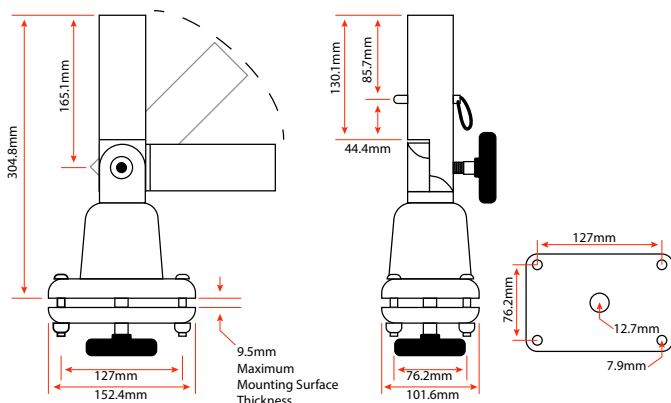
Heavy-duty bracket



Outrigger Base - Relaxn® - Anodised Alloy

Part No.	Description	Mounting Holes		Suits Pole Ø		Sold As
		Bolt Holes (in)	Handle Hole (in)	(in)	(mm)	
49702	Outrigger Base	5/16"	1/2"	1 1/2"	38	Pair

- Ideal for mounting outriggers to the T-Top.
- High-end aircraft grade aluminium with smooth hand polished surface.
- Premium anodised finish for ultimate protection from the elements.
- Robust aluminium handles.
- Can be mounted on most centre console boat rails.
- Simple DIY installation.
- Suits 49713 poles.
- 9.5mm maximum mounting thickness.
- 1 1/2" game poles.
- All hardware included for installation.



Outriggers & Accessories

Outrigger Base - Stainless Steel 28mm



Part No.	Description	Length (mm)	Width (mm)	Mount Base (mm)	Mount Screws (mm)
49124	Stainless Steel Outrigger Base	242	100	130 x 67	6 c/s

- Suits port or starboard installation.
- Use with **49704** 28mm (1-1/8") outriggers poles.
- 30° angle - Round Head Ø 100mm (4").
- Heavy-duty cast Highly polished 316G stainless steel.
- Flush thru deck mount.
- 12 locator holes at 30° increments.

Outrigger - Rod Holder Stainless Steel




Part No.	Description	Rod Holder Length (mm)	Shaft I.D. (mm)
49918	Stainless Steel Outrigger Style Rod Holder	292	38

- 304G stainless steel.
- This rod holder allows optimal positioning of rod for trolling.
- Optimal rod positioning. 4 slots in base for locating into existing rod holder.
- Increased strike rate.
- Plastic insert.
- Includes rod safety lanyard 600mm x 20mm with brass snap hook.
- Supporting tube 392mm x 38mm.

Steps, Deck Treads & Ladders

Footrest & Steps

Footrest/Step - Fold Up



Part No.	Description	Step Length (mm)	Step Width (mm)	Folded Dimensions (mm)
47292	Fold Up Footrest	305	205	315 x 255 x 80

- Marine board step means no maintenance required.
- White powder coated finish.
- Anti slip pattern provides maximum grip when wet.
- Long life.

Steps - Folding Stainless Steel



Part No.	Description	Length (mm)	Width (mm)	Depth (mm)	Mount Screws (mm)
29658	Folding Mast Transom Step	80	47	80	5 c/s

- Grid Cut for Grip.
- Polished 316G stainless steel.
- Strong, sturdy and contemporary in style.



Deck Steps - Anti Slip

Part No.	Description	Length (mm)	Width (mm)	Thick (mm)	Mount Screws (mm)	Sold As
29656	Deck Step	212	57.7	15.5	4.7 c/s	Pair

- Injection moulded PVC tread.
- Weight: 38g.
- 304G stainless steel.

NOTE: Can be supplied with clear bag, header card and barcode. Please specify packaging requirements at time of order.



Deck Tread - Anti Slip Self Adhesive Sheet


Part No.	Description	Colour	Pattern	Length (mm)	Width (mm)	Depth (mm)	Sold As
30126	Deck Tread	Light Grey	Z	1000	900	3	Single
30127	Deck Tread	Steel Grey	Z	1000	900	3	Single
30130	Deck Tread	Light Grey	Octi	1000	900	3	Single
30131	Deck Tread	Steel Grey	Octi	1000	900	3	Single

- This versatile deck tread provides excellent grip, shock absorption and reduces noise perfect for cockpit flooring.
- Economical, easy to install, and suitable for use inside and out.
- Textured deck tread, supplied in sheets.
- 3M adhesive backing.



Light Grey
Z Pattern

Steel Grey
Z Pattern



Light Grey
Octi Pattern

Steel Grey
Octi Pattern


Deck Tread - Anti Slip Self Adhesive Strips

Trailer Tread Pre-Cut Pack							
Part No.	Description	Colour	Pattern	Length (mm)	Width (mm)	Depth (mm)	Sold As
30144	Trailer Tread	White	Octi	310	160	3	Pair
30145	Trailer Tread	Light Grey	Octi	310	160	3	Pair
30146	Trailer Tread	Steel Grey	Octi	310	160	3	Pair
30148	Trailer Tread	White	Z	310	160	3	Pair
30149	Trailer Tread	Light Grey	Z	310	160	3	Pair
30150	Trailer Tread	Steel Grey	Z	310	160	3	Pair

Gunwale/Step Pre-Cut Pack							
Part No.	Description	Colour	Pattern	Length (mm)	Width (mm)	Depth (mm)	Sold As
30152	Gunwale/Step	White	Octi	425	120	3	Pair
30153	Gunwale/Step	Light Grey	Octi	425	120	3	Pair
30154	Gunwale/Step	Steel Grey	Octi	425	120	3	Pair
30156	Gunwale/Step	White	Z	425	120	3	Pair
30157	Gunwale/Step	Light Grey	Z	425	120	3	Pair
30158	Gunwale/Step	Steel Grey	Z	425	120	3	Pair


Transom Pad Pre-Cut Pack							
Part No.	Description	Colour	Pattern	Length (mm)	Width (mm)	Depth (mm)	Sold As
30160	Transom Pad	White	Octi	445	245	3	Single
30161	Transom Pad	Light Grey	Octi	445	245	3	Single
30162	Transom Pad	Steel Grey	Octi	445	245	3	Single
30164	Transom Pad	White	Z	445	245	3	Single
30165	Transom Pad	Light Grey	Z	445	245	3	Single
30166	Transom Pad	Steel Grey	Z	445	245	3	Single

- This versatile deck tread reduces the dangers of slipping on board.
- Economical, easy to install, and suitable for use inside and out.
- Shock absorbent.
- Hard wearing and easy to clean.
- 3M adhesive backing.



White
Octi Pattern

White
Z Pattern



Light Grey
Octi Pattern

Light Grey
Z Pattern



Steel Grey
Octi Pattern

Steel Grey
Z Pattern

Ladders - Stainless Steel

Ladders - Diver 3 Steps




47242

47244

Part No.	Description	Steps	Length (mm)	Width (mm)	Tube Dia. Ø (mm)
47242	Stainless Steel Diver 3 Steps Ladder	3	930	360	46
47244	Stainless Steel Diver 3 Steps - Locking Mounting Bracket	3	930	360	46

- Removable.
- The ideal dive boat ladder with wide 390mm steps offers easy access for divers wearing flippers.
- This superb quality 316g Stainless Steel 3 Step Boat Ladder can be fixed and removed with ease.
- Mounting bracket provided.



Heavy-Duty Mounting Hubs



Bracket slides into Place

Ladders - Lift Off, Over Bow Rail Stainless Steel



Part No.	Description	Steps	Length (mm)	Width (mm)
47220	Stainless Steel Lift Off, Over Bow Rail Ladder	4	915	225

- Stainless Steel.
- Hooks mount over bow rail.
- Rubber ends on the V brace protect the boats hull.



Hooks on to bow rails



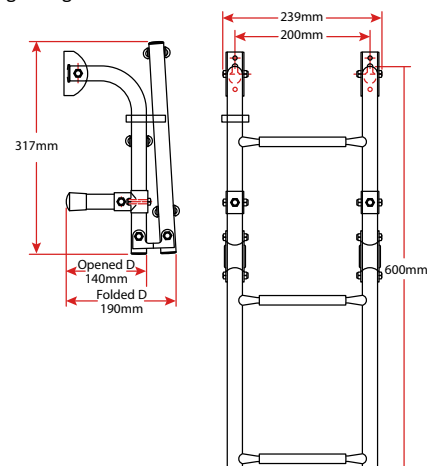
Rubber end caps to protect the hull

Ladders - Folding Transom Mount Stainless Steel



Part No.	Description	Steps	Opened Dimensions L x W x D (mm)	Folded Dimensions L x W x D (mm)	Hole Centres (mm)
47210	S/S Folding Transom Mount Ladder	3	600 x 239 x 140	317 x 239 x 190	200

- 316G polished stainless steel.
- Compact design.
- Heavy-duty plastic clamp.
- Stainless steel mounting fittings included.



Ladders - Transom Mount Folding Compact Stainless Steel

Part No.	Description	Opened Dimensions L x W x D (mm)	Folded Dimensions L x W x D (mm)
47270	Transom Mount Folding Compact Ladder	600 x 260 x 210	485 x 260 x 210
47270-1	Replacement Black Plastic Step Tread Only		
47270-2	Replacement White Plastic Clip Only		

- 316G polished stainless steel.
- 4 rung folding ladder for use when transom space is at a premium.
- The ladder is a narrow pattern only 260mm wide.
- Mounting holes (centre to centre) are only 200mm apart vertically and 225mm horizontally to allow mounting in a very small area.

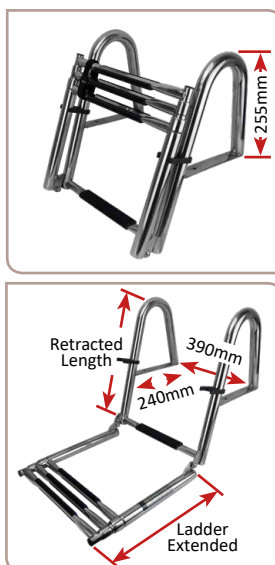


relaxn[®]

Ladders - Folding Platform Stainless Steel

Part No.	Description	Steps	Overall Extended L x W (mm)	Overall Retracted L x W (mm)	Mounting Plate (mm)
47222	Stainless Steel Folding Platform Ladder	4	1320 x 390	455 x 390	390 x 240

- 304G Stainless Steel.
- 2 x Plastic Clamps.
- Velcro strap included.
- Handle height above mounting plate: 255mm.



relaxn[®]

Ladders - Stainless Steel


Ladders - Telescopic Under Platform Mount Stainless Steel



relaxn'

Part No.	Description	Steps	Extended L x W x D (mm)	Mounting Plate L x W x D (mm)
47268	S/S Telescopic Under Platform Mount Ladder	2	600 x 295 x 300	300 x 295 x 65
47269	S/S Telescopic Under Platform Mount Ladder	3	880 x 295 x 300	300 x 295 x 65

- Push button release.
- 304G Stainless Steel.



Ladder - Platform Folding Stainless Steel



Folds over for easy storage


relaxn'

Part No.	Description	Steps	Platform		Ladder Opened Length (mm)
			Dimensions L x W (mm)	Thickness (mm)	
47223	S/S Platform Folding Ladder	2	458 x 360	18	592

- Tough plastic platform with highly polished stainless steel tubing.
- Ladder folds over for easy storage.
- Anti-slip inserts on ladder steps.
- All mountings supplied for easy installation.
- Port or starboard mount.



Ladders - Boarding Stainless Steel



Stored position







Part No.	Description	Steps	Length (mm)	Width (mm)	Step Wide (mm)	Mount Screws (mm)
47258	S/S Boarding Ladder	1	400	365	305	5 r/h

- Single step boarding ladder.
- 304G stainless steel.
- Ladder locks in place with a glass reinforced plastic mould.
- Heavy-duty plastic moulded step provides efficient grip even when wet.
- Multiple locking angles.



Ladders - Stainless Steel & Pilot

Ladders - Telescopic Boarding Stainless Steel

Part No.	Description	Steps	Overall Width A (mm)	Closed B (mm)	Extended C (mm)	Hole Centres D (mm)	Mount Bracket (mm)
 47261	Telescopic Boarding Ladder	2	297	343	597	254	148 x 34
 47261-BULK	2 Steps Telescopic Boarding Ladder - 5 Pack						
 47262	Telescopic Boarding Ladder	3	300	375	875	254	148 x 40
 47262-BULK	3 Steps Telescopic Boarding Ladder - 5 Pack						
 47264	Telescopic Boarding Ladder	4	318	408	1160	254	166 x 51
 47264-BULK	4 Steps Telescopic Boarding Ladder - 5 Pack						

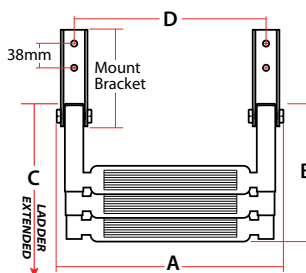
- Fold down telescopic boarding ladder for mounting on horizontal surfaces.
- 304G Stainless Steel.
- Mount bracket hole spacing: 38mm x 254mm centres (*see diagram*).
- Compact design.
- Velcro strap included.



Ladder folded up on swim/boarding platform



Telescopic ladder closed



47261

47262

47264



Ladders - Pilot

Part No.	Steps	Length (m)	Short Board Size (mm)	Long Board Size (mm)	Hole Dia. (mm)
47237	19	6	525 x 115 x 28	1800 x 115 x 28	Ø 25
47238	30	10	525 x 115 x 28	1800 x 115 x 28	Ø 25



- Used by pilots to board or leave vessels.
- The distance between steps is 330 ± 20mm.
- Hardwood steps (except lower four steps).
- The lowest four steps are rubber plates with steel lining.
- SOLAS1974, as amended, A.1045(27).
- Supplied with test certificate.

NOTE: Other lengths and styles available to order.



Table Pedestals, Tops & Brackets

Table Pedestals

Table Pedestal - 2 Stage Stainless Steel



relaxn®

Part No.	Description	Height Min / Max (mm)	Outer Post Ø (mm)	Base Ø (mm)	Mount Screws (mm)
293767	Table Pedestal Stainless Steel	420 / 710	108	254	6.5 c/s

- Premium Highly polished marine 316G Stainless Steel table pedestal.
- High lustre mirror polished stainless steel finish adds elegance to any power boat or yacht.
- Telescopic stainless steel 2 stage gas strut.
- Stylish stainless steel rattle-free adjustable Lever - locks pedestal at any height between 420mm to 710mm.
- Smooth silent operation.
- Heavy-duty cast stainless steel base, post and lever.

Table Mount Dimensions:

Plate Dimensions: 300mm x 300mm x 5mm.

Mounting Screws: 6.5mm r/h.



Top Mounting Plate



Two Stage Gas Strut



Anti-Rattle Lever (Open)



Cast Stainless Steel Base

Table Pedestal - 3 Stage Aluminium



Part No.	Description	Height Min / Max (mm)	Outer Post Ø (mm)	Base Ø (mm)	Mount Screws (mm)
293789	3 Stage Table Pedestal	335 / 714	101	304	8.5 c/s

- High-quality aluminium table pedestal machined to +/- .002 tolerance.
- Telescopic 3 stage gas strut.
- Post Diameter - Outer: 101mm - Centre: 88mm - Inner: 73mm.
- Nylon clamping bushings for smooth silent operation.

Table Mount Dimensions:

Plate Dimensions: 279mm x 279mm x 6mm.

Mounting Screws: 6.5mm r/h.



Top Mounting Plate



Anti-Rattle Lever (Closed)



Anti-Rattle Lever (Open)



Cast Aluminium Steel Base

Table Pedestal - Removable Table Aluminium



293787

293759

293788

Part No.	Description	Height (mm)	Base Ø	
			(mm)	(in)
293788	Pedestal and Base (From Deck Level)	760mm	177	7
293787	Spare Pedestal Base		177	7
293759	Replacement Plastic Spring Locator Pin suits 293788			

- Extends 50mm (2") below the deck.
- Anodized finish.
- Requires 88mm (3-½") hole in deck.
- 60mm (2-¾") post.



Table Brackets & Tops

Table Pedestal - Side Mounting Stainless Steel - Removable

Part No.	Description	Dimensions W x H (mm)	Tube Size (mm)
293764	Stainless Steel Side Mounting Pedestal Kit	365 x 350	42

- Eliminates the need for mounting holes in the deck or cockpit.
- Easily removable when not in use.
- Polished stainless steel finish with anodised aluminium bracket.
- Quick release pin for added mounting strength.



Quick Release Pin



293764

Table Bracket - Folding Stainless Steel

Part No.	Description	Mounting Bracket Length (mm)	Wall Bracket Length (mm)	Maximum Width (mm)	Close Clearance (mm)
29729	Folding Table Bracket	300	165	32	28

- 304G stainless steel folding brackets are strong, durable and fold down easily to provide extra space within your vessel.
- Use this to support bait tables, lunch tables and storage benches.
- Each bracket is able to withstand 41kg of applied load weight.



Locking Spring Trigger



Table Bracket - Stainless Steel - Removable

Part No.	Description	Wall Bracket (mm)	Table Bracket (mm)	Mount Screws (mm)
29726	Table Bracket x 2	84 x 53	73 x 44	6 c/s

- Used to mount tables, shelves, bunks etc onto bulkheads.
- Can be easily removed.
- Sold in pairs.



2 Piece Bracket



Table Tops - Package Palm Shape

Part No.	Description	Table Top Dimensions (mm)	Post Height (mm)
293844	Palm Table Top Package	400 x 470	737

- Light-weight, moulded heavy-duty marine grade plastic.
- Lipped edge with five moulded cup holder positions.
- 2-Piece 29" (737mm) aluminium locking thread-lock™ post.
- Anodized post.
- Post base diameter 177mm (7").
- 6 x 8mm countersunk mounting holes for a solid support in a cabin or cockpit.
- Plastic table mount built into table top.
- Black plastic surface mount thread-lock™ base.
- Pulls apart into 3 pieces for easy storage.
- Stows easily in most compartments.



Table Tops - Moulded Plastic

Part No.	Description	Shape	Colour	Dimensions Ø	
				(mm)	(in)
293840	Table Top	Round	White	609	24"
293842	Table Top	Oval	White	457 x 762	18" x 30"
293848	Table Top	Rec	White	406 x 711	16" x 28"
293849	Table Top	Rec	Grey	406 x 711	16" x 28"

- Moulded heavy-duty marine grade plastic, provides a sturdy and light weight table top.
- Ribbed structure for extra strength for continuous use.
- Lipped edge with two moulded cup holder positions.

NOTE: Suits **293788**.



293840



293842



293848



293849

Vents

Vents - Solar Powered

Ventilation Fan - Solar Wall Mounted



Part No.	Description	Colour	Length (mm)	Width (mm)	Depth (mm)	Cut Out Ø (mm)	Mount Screws (mm)
30538	Solar Powered Wall Vent/Fan	White	210	240	130	110	5 r/h
30539	Solar Powered Wall Vent/Fan	Black	210	240	130	110	5 r/h

- Fully automatic operation powered by solar energy.
- Prevent mould, mildew, musty odour etc.
- Water resistant, no-noise, safe and pollution free.
- Installation Depth: 60mm.
- Fan Capacity: 60m³/hr of air in full sunlight.
- For use on boats, caravans, vans, garages, trucks, horse floats, offices and home kitchens or bathrooms.
- Supplied with 1 x intake and 1 exhaust fan blades.

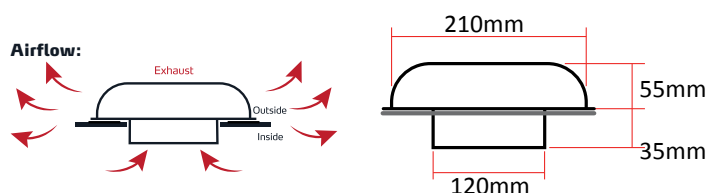


Ventilation Fan - Solar Stainless Steel



Part No.	Description	Diameter (mm)	Surface Height (mm)	Cut Out Ø (mm)	Mount Screws (mm)
30530	Stainless Steel Solar Power Ventilator	210	55	150	5 r/h

- Above Deck height 55mm, below 35mm.
- Stainless Steel.
- Solar powered extractor.
- Fan Capacity: extracts 11.3 cuft/min. of air under full sun.



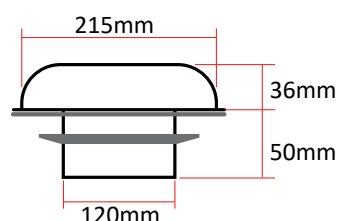
Ventilation Fan - Solar Power Stainless Steel



NEW ENTRY

Part No.	Description	Diameter (mm)	Surface Height (mm)	Cut Out Ø (mm)	Mount Screws (mm)
30535	Stainless Steel Solar Power Ventilation Fan	215	36	120	6 r/h

- Fully automatic operation powered by solar energy.
- Avoid heat build-up at an area being ventilated.
- Prevents mold, condensation, mildew, musty odors and damp.
- Water resistant, no noise, safe & pollution free.
- Stainless steel cowl.
- Easy installation.
- Fitted rechargeable AA size battery (1.2V / 2.7A) for day and night operation.
- Installation Depth: 50mm
- Fan Capacity: 11.6 cuft/min of air in full sunlight.
- For use on boats, caravans, RVs, trucks and vans.
- Supplied with 1 x intake and 1 exhaust fan blades.
- On/off switch.



Supplied with 1 intake fan & 1 exhaust fan



Vents - Slotted Louvre ABS Plastic

Part No.	Description	Shape	Colour	Width (mm)	Height (mm)	Protrusion (mm)	Mount Screws (mm)
30600	ABS Plastic Slotted 5 Louvre Vent	Rectangular	Black	80	450	25	5 c/s
30602	ABS Plastic Slotted 5 Louvre Vent	Rectangular	White	80	450	25	5 c/s
30604	ABS Plastic Slotted 7 Louvre Vent	Rectangular	Black	120	334	25	5 c/s
30606	ABS Plastic Slotted 7 Louvre Vent	Rectangular	White	120	334	25	5 c/s

- Flush Mounted.
- Stylish gloss finish.
- ABS Plastic.



Vent - Rectangular Louvre ABS Plastic

Part No.	Description	Shape	Colour	Width (mm)	Height (mm)	Protrusion (mm)	Mount Screws (mm)
29936	ABS Plastic 6 Louvre Vent	Rectangular	Black	260	125	15	5 c/s
29938	ABS Plastic 6 Louvre Vent	Rectangular	White	260	125	15	5 c/s

- ABS Plastic.



Vent - Arc Edge Louvre ABS Plastic

Part No.	Description	Shape	Colour	Width (mm)	Height (mm)	Protrusion (mm)	Mount Screws (mm)
30590	ABS Plastic Arc Edge 8 Louvre Vent	Square	White	118	118	13	5 r/h
30592	ABS Plastic Arc Edge 8 Louvre Vent	Square	Grey	118	118	13	5 r/h
30594	ABS Plastic Arc Edge 8 Louvre Vent	Square	Black	118	118	13	5 r/h
30596	ABS Plastic Arc Edge 6 Louvre Vent	Rectangular	White	206	106	13	5 r/h
30598	ABS Plastic Arc Edge 6 Louvre Vent	Rectangular	Grey	206	106	13	5 r/h
30599	ABS Plastic Arc Edge 6 Louvre Vent	Rectangular	Black	206	106	13	5 r/h

- ABS Plastic.



Vent - Rectangular Edge Louvre ABS Plastic

Part No.	Description	Shape	Colour	Width (mm)	Height (mm)	Protrusion (mm)	Mount Screws (mm)
29932	ABS Plastic Edge 9 Louvre Vent	Rectangular	White	200	160	13	3 c/s

- ABS Plastic.
- Complete with anti-bug net.



Vents - Plastic

Vents - Surface Mounting ABS Plastic



30550



30551

Part No.	Description	Colour	Width (mm)	Height (mm)	Cut Out Ø (mm)	Protrusion (mm)	Mount Screws (mm)
30550	ABS Plastic Surface Mounting Vent	Black	92	92	76	10	5 c/s
30551	ABS Plastic Surface Mounting Vent	White	92	92	76	10	5 c/s

- Ideal use for anywhere requiring venting or air flow.
- ABS plastic.
- UV stabilised.

Vents - Flush Mounting with Tail ABS Plastic



30554 / 30558



30556 / 30560

Part No.	Description	Colour	Width (mm)	Height (mm)	Tail Size Ø (mm)	Protrusion (mm)	Mount Screws (mm)
30554	Flush Mounting Vent	Black	92	92	76	10	5 c/s
30556	Flush Mounting Vent	White	92	92	76	10	5 c/s
30558	Flush Mounting Vent	Black	128	128	102	10	5 c/s
30560	Flush Mounting Vent	White	128	128	102	10	5 c/s

- Ideal use for blower hose for ventilation.
- ABS plastic.
- UV stabilised.

Vents - Surface Mounting 90° ABS Plastic



30562



30564

Part No.	Description	Colour	Width (mm)	Height (mm)	Tail Size Ø (mm)	Mount Screws (mm)
30562	Surface Mounting 90° Tail Vent	Black	92	92	76	5 c/s
30564	Surface Mounting 90° Tail Vent	White	92	92	76	5 c/s

- Ideal use for anywhere requiring venting or air flow.
- ABS plastic.
- Suits 76mm hose.

Vent - Round Flat Louvre ABS Plastic



Anti bug net vents

Part No.	Description	Shape	Colour	Diameter Ø (mm)	Intrusion (mm)	Protrusion (mm)	Cut Out Ø (mm)
29934	ABS Plastic Round Flat 5 Louvre Vent	Round	White	100	15	5	95

- ABS Plastic.
- Complete with anti-bug net.

Vent - Round Air ABS Plastic



NEW ENTRY

Part No.	Description	Colour	Intrusion (mm)	Protrusion (mm)	Tail Size Ø (mm)	Mount Screws (mm)
30574	Round Air Vent	White	58	25	100	5 r/h

- ABS Plastic
- Vent can be opened and closed.
- Centre dial adjusts air flow rate.



Twist the centre dial to open and close the vent



Cowl Vents - Plastic & Stainless Steel

Vent - Square Flange Plastic

Part No.	Description	Colour	Width (mm)	Height (mm)	Tail Size Ø (mm)	Protrusion (mm)	Mount Screws (mm)
30575	Square Flange with Vent	White	112	112	65	10	4 c/s
30570	Flange 65mm						



- ABS plastic.
- UV stabilised.



Vent - Cowl Plastic

Part No.	Description	Colour	Length (mm)	Width (mm)	Intrusion (mm)	Protrusion (mm)	Tail Size Ø (mm)	Mount Screws (mm)
30540	Plastic Cowl Vent	White	195	150	18	108	76	5 r/h



- 2 part vent, base has a 70mm hole
- Designed to drain away any rain or sea water that flows in with air intake for a cabin, engine room etc.



Vent - Stainless Steel Cowl with Plastic Base

Part No.	Description	Length (mm)	Width (mm)	Height (mm)	Tail Size Ø (mm)
30542	Stainless Steel Cowl Vent with Black Plastic Base	146	111	67	76
30544	Stainless Steel Cowl Vent with Black Plastic Base	185	140	81	102



- Highly polished exterior and sleek design.
- These vents feature a flexible flange that is fastened to the hose.



Vents - Surface Mounting Stainless Steel

Part No.	Description	Width (mm)	Height (mm)	Cut Out Ø (mm)	Protrusion (mm)	Mount Screws (mm)
30580	Stainless Steel Surface Mounting Vent	98	98	76	10	5 c/s
30582	Stainless Steel Surface Mounting Vent	128	128	102	10	5 c/s

- Ideal use for anywhere requiring venting or air flow.
- Stylish, high polished.
- Cast 316G stainless steel.



Vent Bracket - Nylon 90°

Part No.	Description	Tail Size Ø (mm)
30584	Nylon 90° Elbow suits 30580	76
30586	Nylon 90° Elbow suits 30582	102

- Ideal use for anywhere requiring venting or air flow.
- Nylon.



Allows a blower hose to be connected to the vent.



30584 / 30586

Vents - Stainless Steel

Vent - Rolled Edge Louvre Stainless Steel



Part No.	Description	Shape	Width (mm)	Height (mm)	Protrusion (mm)	Mount Screws (mm)
30520	Stainless Steel Roll Edge 6 Louvre Vent	Rectangular	127	122	4	4 c/s

- Highly polished, pressed 316G stainless steel raised louvre vent.
- With rolled edges for extra stiffening, no sharp corners and better appearance.
- Surface mount.

Vents - Round Louvre Stainless Steel



Part No.	Description	Shape	Diameter Ø (mm)	Protrusion (mm)	Mount Screws (mm)
30510	Stainless Steel Wave 7 Louvre Vent	Round	100	3	2.5 c/s
30515	Stainless Steel Wave 7 Louvre Vent	Round	130	3	2.5 c/s
30517	Stainless Steel Wave 7 Louvre Vent	Round	152	3	2.5 c/s

- 304G stainless steel.
- Used where permanent ventilation is required.
- Low profile.

Vents - Oval Louvre Stainless Steel



30522



30524

NEW ENTRY

Part No.	Description	Shape	Width (mm)	Height (mm)	Protrusion (mm)	Mount Screws (mm)
30522	Stainless Steel 7 Louvre Vent	Oval	127	116	3.3	4.5 c/s
30524	Stainless Steel 14 Louvre Vent	Oval	233	116	4.3	4.5 c/s

- 304G stainless steel.
- Used where permanent ventilation is required.

Vent - Butterfly Stainless Steel



Close



Open

NEW ENTRY

Part No.	Description	Shape	Diameter Ø (mm)	Mount Screws (mm)
30519	Stainless Steel Butterfly Vent	Round	153	3.5 r/h

- 304G stainless steel.
- Surface mount with an adjustable sliding window to control ventilation levels.

Vent - Clam Stainless Steel



Part No.	Description	Length (mm)	Width (mm)	Protrusion (mm)	Mount Screws (mm)
30731	Stainless Steel Clam Vent	40	44	13	2.5 r/h
30732	Stainless Steel Clam Vent	53	54	25	3 r/h

- 304G stainless steel.
- Commonly used as anchor well drain covers or for covering through-transom wiring connections.



Vents - Slotted Louvre Stainless Steel

Part No.	Description	Shape	Width (mm)	Height (mm)	Cut Out L x H (mm)	Intrusion (mm)	Mount Screws (mm)
30500	Stainless Steel Slotted 3 Louvre Vent	Rectangular	112	210	90 x 185	27	4 r/h
30501	Stainless Steel Slotted 5 Louvre Vent	Rectangular	112	325	90 x 300	27	3 r/h

- 304G stainless steel.
- Used where permanent ventilation is required.



30500



30501

Vents - Rectangular Louvre Stainless Steel

Part No.	Description	Shape	Width (mm)	Height (mm)	Total Thickness (mm)	Mount Screws (mm)
30505	Stainless Steel 3 Louvre Vent	Rectangular	127	65	0.8	3.5 r/h
30504	Stainless Steel 6 Louvre Vent	Rectangular	127	115	0.8	4 r/h
30506	Stainless Steel 12 Louvre Vent	Rectangular	230	115	0.8	3.5 r/h
30507	Stainless Steel 14 Louvre Vent	Rectangular	127	228	0.8	3.5 r/h
30509	Stainless Steel 36 Louvre Vent	Rectangular	360	185	0.8	3.5 r/h

- 304G stainless steel.
- Used where permanent ventilation is required.



30505



30504



30506



30507



30509

Vent - Welded Joint Louvre Stainless Steel

Part No.	Description	Shape	Width (mm)	Height (mm)	Cut Out (mm)	Intrusion (mm)	Mount Screws (mm)
30502	Stainless Steel Welded Joint 4 Louvre Vent	Rectangular	240	160	215 x 135	15	6 c/s

- Highly polished, pressed 316G stainless steel raised louver vent.
- Securely welded joint.
- Surface mount.



Inspection Ports

Inspection Ports - Nairn



Part No.	Description	Rim Colour	Lid Colour	I.D. Ø (mm)	O.D. Ø (mm)	Cut Out Ø (mm)	Mount Screws (mm)
36101	4" Nairn Inspection Port	White	White	100	144	113	5 c/s
36101C	4" Nairn Inspection Port	White	Clear	100	144	113	5 c/s
36102	4" Nairn Inspection Port	Black	Black	100	144	113	5 c/s
36102C	4" Nairn Inspection Port	Black	Clear	100	144	113	5 c/s
36103	5" Nairn Inspection Port	Black	Clear	125	170	140	5 c/s
36104	5" Nairn Inspection Port	Black	Black	125	170	140	5 c/s
36105	5" Nairn Inspection Port	White	Clear	125	170	140	5 c/s
36106	5" Nairn Inspection Port	White	White	125	170	140	5 c/s
36107	6" Nairn Inspection Port	White	White	150	194	166	5 c/s
36107C	6" Nairn Inspection Port	White	Clear	150	194	166	5 c/s
36108	6" Nairn Inspection Port	Black	Black	150	194	166	5 c/s
36108C	6" Nairn Inspection Port	Black	Clear	150	194	166	5 c/s
36112	8" Nairn Inspection Port	White	White	190	250	210	6.5 c/s

Nairn Inspection Port Lid Only

Part No.	Description	Lid Colour	O.D. Ø (mm)
36101L	4" Nairn Inspection Port Lid Only	White	100
36110L	4" Nairn Inspection Port Lid Only	Clear	100
36102L	4" Nairn Inspection Port Lid Only	Black	100
36104L	5" Nairn Inspection Port Lid Only	Black	125
36105L	5" Nairn Inspection Port Lid Only	Clear	125
36106L	5" Nairn Inspection Port Lid Only	White	125
36107L	6" Nairn Inspection Port Lid Only	White	150
36108L	6" Nairn Inspection Port Lid Only	Black	150
36108CL	6" Nairn Inspection Port Lid Only	Clear	150

- Nairn inspection ports are manufactured to high tolerances using premium materials to provide high strength, durability and watertightness even in the most demanding applications.
- In short, total product integrity.
- Rims and coloured lids are ABS plastic while polycarbonate plastic is used for clear lids to give both high transparency and impact resistance.
- Threaded lids except **36112** with snap-in lid.

Inspection Ports - Nairn Kitbag



Part No.	Description	Rim Colour	Lid Colour	I.D. Ø (mm)	O.D. Ø (mm)	Cut Out Ø (mm)	Mount Screws (mm)
36103K	5" Inspection Port and Kitbag	Black	Clear	140	170	125	5 c/s
36104K	5" Inspection Port and Kitbag	Black	Black	140	170	125	5 c/s
36105K	5" Inspection Port and Kitbag	White	Clear	140	170	125	5 c/s
36106K	5" Inspection Port and Kitbag	White	White	140	170	125	5 c/s
36107K	6" Inspection Port and Kitbag	White	White	150	195	165	5 c/s
36107CK	6" Inspection Port and Kitbag	White	Clear	150	195	165	5 c/s
36108K	6" Inspection Port and Kitbag	Black	Black	150	195	165	5 c/s
36108CK	6" Inspection Port and Kitbag	Black	Clear	150	195	165	5 c/s
36117	Yellow Kitbag Only fits 5" Port - 270mm Deep						
36119	Yellow Kitbag Only fits 6" Port - 270mm Deep						

- Durable plastic port with polyurethane kitbag.
- Nairn inspection ports are manufactured to high tolerances using premium materials to provide high strength, durability and watertightness even in the most demanding applications.
- In short, total product integrity.
- Rims and coloured lids are ABS plastic while polycarbonate plastic is used for clear lids to give both high transparency and impact resistance.
- Extra lid to suit kitbag.
- Replacement kitbags only suit kitbag inspection ports.



Inspection Ports - Nairn O Ring

Part No.	Description	Diameter Ø (mm)
36114	Replacement O Ring suits 4" Nairn Inspection Port	100
36115	Replacement O Ring suits 5" Nairn Inspection Port	125
36116	Replacement O Ring suits 6" Nairn Inspection Port	150
36118	Replacement O Ring suits 8" Nairn Inspection Port	190



- The O ring seal is made from EPDM rubber for superior weathering characteristics.

Inspection Ports - Kayak Lid Bayonet

Part No.	Description	Colour	I.D. Ø (mm)	O.D. Ø (mm)	Cut Out Ø (mm)	Mount Screws (mm)
36762	Kayak Inspection Port	White	140	195	162	3 c/s
36764	Kayak Inspection Port	Black	140	195	162	3 c/s
36770	Kayak Inspection Port	White	200	260	220	4 c/s
36772	Kayak Inspection Port	Black	200	260	220	4 c/s



36762 / 36770



36764 / 36772

- Watertight integrity is assured by bayonet closure and an O-ring seal.
- UV stabilised nylon.
- Heavy duty.
- Australian made quality.



Inspection Ports

Part No.	Description	Shape	Colour	I.D. Ø (mm)	O.D. Ø (mm)	Cut Out Ø (mm)	Mount Screws (mm)
36750	Inspection Port	Round	White	100	145	115	4 c/s
36751	Inspection Port	Round	Black	100	145	115	4 c/s
36754	Inspection Port	Round	White	125	170	135	4 c/s
36755	Inspection Port	Round	Black	125	170	135	4 c/s
36758	Inspection Port	Round	White	150	205	165	4 c/s
36759	Inspection Port	Round	Black	150	205	165	4 c/s



- Sturdy construction from durable plastic.
- O-ring seal for maximum protection.
- Threaded lids.

Access Hatch - Round - Jim Black

Part No.	Description	Shape	Colour	Overall Size Ø (mm)	I.D. Ø (mm)	Cut Out Ø (mm)	Mount Screws (mm)
382538	Access Hatch	Round	White	254	197	209	4 c/s

NEW ENTRY



- Low profile design that naturally sheds water.
- UV resistant saralon resin.
- Hidden fasteners for a clean finish.
- Inlaid gasket provides excellent weather and water resistance.
- Easy access, no tools required.

Jim Black & Associates

Access Hatch - Round Removable Lid ASA Plastic

Part No.	Description	Shape	Colour	Overall Size Ø (mm)	I.D. Ø (mm)	Cut Out Ø (mm)	Mount Screws (mm)
38240	Access Hatch	Round	White	315	235	265	4 c/s
382401	Access Hatch	Round	Grey	315	235	265	4 c/s
382402	Access Hatch	Round	Black	315	235	265	4 c/s

NEW ENTRY

NEW ENTRY

NEW ENTRY



- ASA plastic.
- Removable lid.
- Italian made quality.

CANSA Marine Plastics

Deck Plates & Hatches

Deck Plates - Survey Stainless Steel with Spanner



Part No.	Description	I.D. Ø (mm)	O.D. Ø (mm)	Cut Out Ø (mm)	Mount Screws (mm)
29153	Stainless Steel Deck Plate with Spanner	78	112	84	4.5 c/s
29157	Stainless Steel Deck Plate with Spanner	100	140	110	4.5 c/s
29165	Stainless Steel Deck Plate with Spanner	135	180	137	4.5 c/s
29157S	Replacement Spanner				

- 316G Stainless Steel.
- Deck plate complete with rubber O-ring to ensure it is completely waterproof.

Deck Plates - Survey Stainless Steel with Key



Part No.	Description	I.D. Ø (mm)	O.D. Ø (mm)	Cut Out Ø (mm)	Mount Screws (mm)
29166	Stainless Steel Deck Plate with Key	150	208	160	6 c/s

- 316G Stainless Steel.
- Deck plate complete with rubber O-ring to ensure it is completely waterproof.
- Flange thickness: 5mm.

Deck Plate - Survey Blank Stainless Steel



Part No.	Description	I.D. Ø (mm)	O.D. Ø (mm)	Plate Thickness (mm)	Mount Screws (mm)
29155	Survey Blank Deck Plate	100	141	2.5	5 c/s
29167	Survey Blank Deck Plate	170	208	2.5	7 c/s

- 304G Stainless Steel.
- Highly polished.

Deck Plate - Survey Weld On Alloy



Part No.	Description	I.D. Ø (mm)	O.D. Ø (mm)	Cut Out Ø (mm)
29158	Alloy Survey Deck Plate with Key	100	140	110
29160	Alloy Survey Deck Plate with Key	150	208	162

- Australian made quality.
- Weld on alloy flange.

Access Hatches - Removable Lid Aluminium



Part No.	Description	Overall Size (mm)	Inner Size (mm)	Cut Out (mm)	Corner Radius (mm)	Mount Screws (mm)
36160	Aluminium Hatch	370 x 270	260 x 160	307 x 206	35	6 c/s
36155	Aluminium Hatch	600 x 350	490 x 240	538 x 286	35	6 c/s

- Watertight commercial-grade hatch features a low profile with a nonskid surface.
- Locking T-handles ensure a secure close
- Hingeless lids can be removed for quick access.
- Strong walk-on design.
- Oven-baked white powder coated finish.
- Mounts flush into the deck.



Access Hatches - Acetal Plastic

Part No.	Description	Colour	Overall Size (mm)	Inner Size (mm)	Cut Out (mm)	Mount Screws (mm)
36140	Acetal Plastic Hatch	Black	370 x 270	245 x 145	306 x 206	6 c/s


NEW ENTRY

- Low profile Commercial and Military grade hatch.
- Nonskid surface.
- 316G Allen key tension bolts.
- 316G compression L bracket latch.
- Seal provides water tight seal when closed.
- UV resistant.
- Heavy-duty design.
- Strong enough to walk on.
- Certified UNI EN ISO 12216:2004.

NOTE: Other sizes available upon request.



Heavy-duty allen key lock



Compression L bracket latch



Foam rubber seal for a water tight shut

Access Hatches - Hinged - Jim Black

Part No.	Description	Colour	Overall Size (mm)	Inner Size (mm)	Cut Out (mm)	Mount Screws (mm)
382516	Access Doors Hatch	White	204 x 369	138 x 303	160 x 326	4 c/s
382520	Access Doors Hatch	White	280 x 381	216 x 318	235 x 337	4 c/s
382524	Access Doors Hatch	White	331 x 432	267 x 369	286 x 388	4 c/s
382521	Storage Bin Drop In suits 382520					

NEW ENTRY

NEW ENTRY

NEW ENTRY

- Low profile design that naturally sheds water.
- UV resistant saralon resin.
- Hidden fasteners for a clean finish.
- Inlaid gasket provides excellent weather and water resistance.
- 316G stainless steel hinges.
- **382516**, matched appearance with 2 drawer **38262** tackle centre.
- **382520**, matched appearance with 3 drawer **38280** tackle centre.
- **382524**, matched appearance with 4 drawer **38264** tackle centre.



382521



382516 / 382520 / 382524

Jim Black
& Associates

Access Hatches - Vented Door with Stainless Steel Latch

Part No.	Description	Colour	Overall Size (mm)	Inner Size (mm)	Cut Out (mm)	Mount Screws (mm)
38268	Vented Door with Stainless Steel Latch	White	406 x 457	393.7 x 342.9 x 41	412.75 x 361.95	5 c/s

- 180° plus opening- door made of saralon resin suitable for all marine environments and RV applications.
- 316G stainless steel latch and hinge.
- Hidden fastener.
- Inlaid gasket for sealing.
- Imperial Cutout Dimensions: 16-1/4" long x 14-1/4" wide x 1".
- Imperial Inside Dimensions: 15-1/2" long x 13-1/2" wide x 1/2" deep.
- Made in U.S.A.



Hatches - ASA Plastic

Hatches - Access - Europa



38230

38241

38243



38250

38251



38232

38242

38245



38234

38244

38248



38237

38247

38255



38236

38246

38249



38217

38256

38258

38259

Hatches - Europa Single Handle					
Part No.	Description	Colour	Overall Size (mm)	Cut Out (mm)	Mount Screws (mm)
38230	Access Hatch Single Handle	Grey	375 x 280	300 x 200	4.5 c/s
38241	Access Hatch Single Handle	White	375 x 280	300 x 200	4.5 c/s
38250	Access Hatch Single Handle with Lock	White	375 x 280	300 x 200	4.5 c/s
38243	Access Hatch Single Handle	Black	375 x 280	300 x 200	4.5 c/s
38251	Access Hatch Single Handle with Lock	Black	375 x 280	300 x 200	4.5 c/s

Hatches - Europa Dual Handle					
Part No.	Description	Colour	Overall Size (mm)	Cut Out (mm)	Mount Screws (mm)
38232	Access Hatch Dual Handle	Grey	380 x 380	305 x 305	4.5 c/s
382454	Access Hatch Dual Handle with Lock	Grey	380 x 380	305 x 305	4.5 c/s
38242	Access Hatch Dual Handle	White	380 x 380	305 x 305	4.5 c/s
382458	Access Hatch Dual Handle with Lock	White	380 x 380	305 x 305	4.5 c/s
38245	Access Hatch Dual Handle	Black	380 x 380	305 x 305	4.5 c/s
382450	Access Hatch Dual Handle with Lock	Black	380 x 380	305 x 305	4.5 c/s
38234	Access Hatch Dual Handle	Grey	460 x 510	390 x 440	4.5 c/s
382456	Access Hatch Dual Handle with Lock	Grey	460 x 510	390 x 440	4.5 c/s
38244	Access Hatch Dual Handle	White	460 x 510	390 x 440	4.5 c/s
382460	Access Hatch Dual Handle with Lock	White	460 x 510	390 x 440	4.5 c/s
38248	Access Hatch Dual Handle	Black	460 x 510	390 x 440	4.5 c/s
382452	Access Hatch Dual Handle with Lock	Black	460 x 510	390 x 440	4.5 c/s
38237	Access Hatch Dual Handle	Grey	600 x 250	530 x 175	4.5 c/s
38247	Access Hatch Dual Handle	White	600 x 250	530 x 175	4.5 c/s
38255	Access Hatch Dual Handle	Black	600 x 250	530 x 175	4.5 c/s
38236	Access Hatch Dual Handle	Grey	600 x 360	530 x 280	4.5 c/s
38246	Access Hatch Dual Handle	White	600 x 360	530 x 280	4.5 c/s
38254	Access Hatch Dual Handle with Lock	White	600 x 360	530 x 280	4.5 c/s
38249	Access Hatch Dual Handle	Black	600 x 360	530 x 280	4.5 c/s

- The Europa Access Hatches are strong **ASA** plastic.
- Perfect for use in marine, automotive, caravan, motorhome and camper trailer applications.
- Featuring full 180 degree door opening.
- High UV resistance to sunlight.

Hatches - Europa Spare Parts		
Part No.	Description	Colour
38217	Lock Kit suits Europa Hatches	-
38256	Pair of Handles suits Europa Hatches	White
38258	Pair of Handles suits Europa Hatches	Grey
38259	Pair of Handles suits Europa Hatches	Black

Hatch Lock Lever Kit



NEW ENTRY

NEW ENTRY

Part No.	Description	Colour
382500	Hatch Lock Lever Kit - Lockable	White
382502	Hatch Lock Lever Kit - Lockable	Grey
382504	Hatch Lock Lever Kit - Lockable	Black

- Perfect solution if you want a lockable hatch.
- Suits all Can SB hatches 2015 onwards.



Hatches - Removable & Fix Hinge - ASA Plastic

Single Handle							
Part No.	Description	Colour	Overall Size H x W (mm)	Inner Size H x W (mm)	Cut Out H x W (mm)	Corner Radius (mm)	Mount Screws (mm)
382461	Rectangle	Grey	373 x 270	290 x 190	295 x 195	34.5	5 c/s
382461-BULK	Rectangle 373 x 270 Grey - 10 Pack						
382465	Rectangle	Black	373 x 270	290 x 190	295 x 195	34.5	5 c/s
382465-BULK	Rectangle 373 x 270 Black - 10 Pack						
382470	Rectangle	White	373 x 270	290 x 190	295 x 195	34.5	5 c/s
382470-BULK	Rectangle 373 x 270 White - 10 Pack						
382463	Square	Grey	373 x 373	290 x 290	295 x 295	34.5	5 c/s
382463-BULK	Square 373 x 373 Grey - 10 Pack						
382467	Square	Black	373 x 373	290 x 290	295 x 295	34.5	5 c/s
382467-BULK	Square 373 x 373 Black - 10 Pack						
382474	Square	White	373 x 373	290 x 290	295 x 295	34.5	5 c/s
382474-BULK	Square 373 x 373 White - 10 Pack						

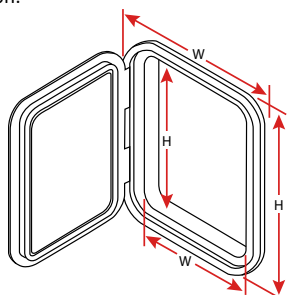
Dual Handle							
Part No.	Description	Colour	Overall Size H x W (mm)	Inner Size H x W (mm)	Cut Out H x W (mm)	Corner Radius (mm)	Mount Screws (mm)
382490	Rectangle	White	606 x 243	525 x 157	533 x 165	34.5	5 c/s
382491	Rectangle	Grey	606 x 243	525 x 157	533 x 165	34.5	5 c/s
382492	Rectangle	Black	606 x 243	525 x 157	533 x 165	34.5	5 c/s
382462	Rectangle	Grey	606 x 357	523 x 274	531 x 282	34.5	5 c/s
382462-BULK	Rectangle 606 x 357 Grey - 5 Pack						
382466	Rectangle	Black	606 x 357	523 x 274	531 x 282	34.5	5 c/s
382466-BULK	Rectangle 606 x 357 Black - 5 Pack						
382472	Rectangle	White	606 x 357	523 x 274	531 x 282	34.5	5 c/s
382472-BULK	Rectangle 606 x 357 White - 5 Pack						
382493	Rectangle	White	440 x 315	356 x 231	364 x 239	34.5	5 c/s
382494	Rectangle	Grey	440 x 315	356 x 231	364 x 239	34.5	5 c/s
382495	Rectangle	Black	440 x 315	356 x 231	364 x 239	34.5	5 c/s
382464	Square	Grey	513 x 458	432 x 380	436 x 384	34.5	5 c/s
382464-BULK	Square 513 x 458 Grey - 5 Pack						
382468	Square	Black	513 x 458	432 x 380	436 x 384	34.5	5 c/s
382468-BULK	Square 513 x 458 Black - 5 Pack						
382476	Square	White	513 x 458	432 x 380	436 x 384	34.5	5 c/s
382476-BULK	Square 513 x 458 White - 5 Pack						

- With the removable lid hinge you do not have to worry about the lid falling or damaging items on your boat, simply open the hatch and remove the lid for easy access.
- The access hatches are strong **ASA** plastic.
- Perfect for use in marine, automotive, caravan, motorhome and camper trailer applications.
- Rubber gasket provides a water tight seal when closed.
- High UV resistance to sunlight.
- Smoother, more durable locking mechanism.
- Features 1 hinge for permanent lid and 1 hinge for detachable lid, select your preferred hinge for your application.
- Italian made quality.

NOTE: Only one hinge can be installed.



Both the fix and removable hinge are supplied standard with each hatch





Relaxn Low Profile Aluminium Hatches

Relaxn have built a reputation in developing, designing and manufacturing high-quality, innovative products for the marine and RV industries. Relaxn Low Profile Aluminium Hatches are no exception; packed with leading innovation, engineered to the highest quality standards and manufactured with premium material developed for the harshest condition the sea can throw at it.

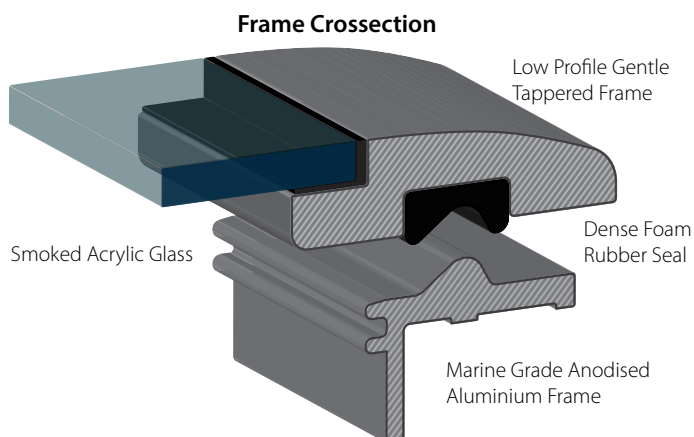
Relaxn's sleek low profile hatches are designed for use on all boats from powerboats, sailboats and large yachts, with a 25mm profile above the deck and as low as 19mm if counter sunk in teak decks. The sleek minimalist lines add style to any vessel.

Utilising a unique heavy-duty anodised aluminium frame, the escape hatches are designed with two struts and the ventilation hatches use one strut. Each strut comes standard with a twist lock brace to hold the lid in any position up to 95 degrees. A quick release pin enables the struts to be detached from the frame, allowing the hatch to open to a full 180 degrees.

A high-density rubber seal has been uniquely designed to increase surface area providing a definitive watertight seal, making sure the rough sea elements stay outside keeping you warm and dry inside. The smoked acrylic panel reduces UV-rays and heat inside the cabin while letting in gentle light. Each acrylic panel is designed to withstand ten times the impact than standard temperd glass and is 50% lighter, making it an ideal material to protect your pride and joy.

"Invisible hinges" are built into the aluminium frame adding to the low profile sleek aesthetics. Relaxn's hatches have both external and internal handles providing access from both sides, while the internal handles are ergonomically designed to be locked from the inside only making sure your investment is kept safe.

The Relaxn Hatch Range is available in multiple shapes and sizes. Finished in both anodised aluminium or powder coated white. See the Relaxn Low Profile Aluminium Hatch range for further information and specifications.





Hatches - Trapezoid Alloy Frame

Part No.	Description	Shape	Telescopic Support	Overall Size A x B x C (mm)	Cut Out A x B x C (mm)	Corner Radius (mm)	Mount Screws (mm)
36185	Alloy Trapezoid Hatch	Trapezoid	Dual	610 x 490 x 650	550 x 430 x 585	30	5 c/s

- White powder coated alloy.
- Open angle: 90°.
- Rubber seal provides a water tight seal when closed.
- Transparent smoke acrylic top.
- Low profile.
- Lockable from the inside.



relaxn

Hatches - Aluminium Frame

Part No.	Description	Shape	Telescopic Support	Overall Size L x W (mm)	Cut Out L x W (mm)	Corner Radius (mm)	Mount Screws (mm)
36186	Aluminium Square Single Telescopic Hatch	Square	Single	271 x 271	211 x 211	30	5 c/s
36189	Aluminium Square Dual Telescopic Hatch	Square	Dual	564 x 564	505 x 505	30	5 c/s
36184	Aluminium Rectangular Single Telescopic Hatch	Rectangular	Single	407 x 262	347 x 202	39	5 c/s
36188	Aluminium Rectangular Dual Telescopic Hatch	Rectangular	Dual	517 x 387	457 x 327	39	5 c/s
36190	Aluminium Rectangular Dual Telescopic Hatch	Rectangular	Dual	567 x 452	507 x 392	39	5 c/s
36192	Trim & Fly Screen suits 36189						
36193	Trim & Fly Screen suits 36186						

- High-Quality anodised aluminium.
- Open angle: 90°.
- Profile height: 22mm
- Rubber seal provides a water tight seal when closed.
- Transparent smoke acrylic top.
- Lockable from the inside.
- Low profile.



36193



36192



36189



36186

relaxn

Hatches - Aluminium Spare Parts


Part No.	Description
36173L	Hatch Handle Left suits 36185 , 36186 and 36189
36173R	Hatch Handle Right suits 36185 , 36186 and 36189
36174	Hatch Stay suits 36185 (Sold and Priced per Pair)
36177	Hatch Seal suits 36185 (Sold each)
36175	Hatch Stay suits 36186 (Sold each)
36178	Hatch Seal suits 36186 (Sold each)
36176	Hatch Stay suits 36189 (Sold and Priced per Pair)
36179	Hatch Seal suits 36189 (Sold each)



36173L / 36173R



Hatch Stay



Hatch Seal



Jim Black Escape and Ventilation Hatches

Jim Black's low profile ventilation hatches feature high impact UV-resistant Saralon resin frame, resistant to warping and harsh chemicals. The profile extends 28mm above the deck presenting a stylish look to any boat. The light bronze tempered glass finish offers superb strength moulded into the frame for improved durability and water intrusion. The solar cool glass cuts down on sun radiation and heat inside the cabin.

The Jim Black escape hatches are supported with two struts and the ventilation hatches use one strut. The struts are fitted with a friction locking knob to hold the lid in any position up to 90 degrees. The hatch lid has a heavy-duty hollow, wide, deep seal which provides excellent protection against water ingress.

The Jim Black Hatches are available in both black or white saralon resin, supported by a growing range of accessories and spares.

Hatches - Jim Black - Plastic Resin



36384



36385



36389



36387




36387W

Ventilation Series							
Part No.	Series	Telescopic Support	Colour	Overall Size (mm)	Cut Out (mm)	Corner Radius (mm)	Mount Screws (mm)
36387	Ventilation	Single	Black	299 x 299	258 x 258	28	5 c/s
36387W	Ventilation	Single	White	299 x 299	258 x 258	28	5 c/s
Escape Series							
Part No.	Series	Telescopic Support	Colour	Overall Size (mm)	Cut Out (mm)	Corner Radius (mm)	Mount Screws (mm)
NEW ENTRY 36384	Escape	Dual	White	575 x 575	521 x 521	38	5 c/s
36385	Escape	Dual	Black	575 x 575	521 x 521	38	5 c/s
36389	Escape	Single	Black	495 x 495	432 x 432	38	5 c/s
Spare Parts							
Part No.	Description						
NEW ENTRY 36385B	Privacy Screen suits 36384 and 36385						
36387B	Privacy Screen suits 36387 and 36387W						
NEW ENTRY 36385A	Hatch Stay suits 36384 and 36385						
NEW ENTRY 36387A	Hatch Stay suits 36387 and 36387W						
NEW ENTRY 36389A	Hatch Stay suits 36389						

- UV stable plastic resin.
- Solar cool glass cuts down on sun radiation and heat inside the cabin.
- Chemical resistant.
- Moulded glass design.
- 2" Hollow core seal with .500 crush for water resistant product.
- 1/4" Tempered glass for strength, clarity, and chemical resistance.
- Matching trim ring.
- CE certified.
- External handles for emergency escape.



36388



36386



36385A / 36389A



36387A



Port Holes & Awning Blinds - Stainless Steel

Port Holes - Opening Elliptical

Part No.	Description	Overall Size (mm)	Cut Out Ø (mm)	Mount Screws (mm)
36700	316G Elliptical Opening Port Hole with Outer Frame	460 x 200	407 x 149	2.5 c/s

- Polished stainless steel frame.
- 10mm tinted acrylic lens and fitted insect screen.
- Minimum hull thickness: 22mm.
- Maximum hull thickness: 65mm.



Port Holes - Fixed Elliptical

Part No.	Description	Overall Size (mm)	Cut Out Ø (mm)	Mount Screws (mm)
36728	304G Elliptical Shaped Surface Mount Fixed Port light	400 x 127	363 x 94	5 c/s
36730	316G Elliptical Shaped Surface Mount Fixed Port light	455 x 197	415 x 145	4 c/s

- Highly polished stainless steel frame.
- 2 x Tinted acrylic lens.
- Height: 9mm.



NOTE: Mounting screws not included.




Awning Blinds

Part No.	Description	Outside H x W (mm)	Inside H x W (mm)	Mount Screws (mm)
38924	Awning Blind	575 x 585	400 x 440	3 c/s

- Made of high quality plastic in white colour.
- Elegant design, low profile (only 27 mm).
- Screws don't show.
- 4 x 3mm mounting holes.
- Equipped with roller blind and mosquito net that can be used in combination with the aid of a magnetic catch.





Hatch Lifters - Electric - Accessories



55574 55570 55566 55562 55558 55554



55517

55521

55528

Part No.	Description	Retracted L.O.A. (mm)	Approx. Stroke (mm)	Extended L.O.A. (mm)
55554	Lenco 12V Hatch Lifter	504	203	708
55558	Lenco 12V Hatch Lifter	606	304	911
55562	Lenco 12V Hatch Lifter	733	406	1139
55566	Lenco 12V Hatch Lifter	835	508	1343
55570	Lenco 12V Hatch Lifter	937	609	1546
55574	Lenco 12V Hatch Lifter	1200	760	1960
55517	Slide Bracket To Suit Hatch Lifter			
55521	Rocker Switch To Suit Dual Hatch Lifter			
55528	Rocker Switch To Suit Single Hatch Lifter			



- Designed to meet the specific needs of the marine industry.
- Made entirely of non-corrosive materials and are completely submersible.
- Are guaranteed to look and perform like new for many years of trouble free boating.
- The inline motor makes mounting easier and delivers over 225kg of pushing force.
- The clutchless ballscrew design always runs in sync on dual lift applications and never binds.
- Hatch lifts are smoothly operated using the optional single rocker switches shown below.
- Ballscrew spins freely when hatch is fully opened or closed eliminating limit switches and burned out motors.
- Stainless steel pull pin is standard with optional stainless steel non-locking slide bracket available.
- Stainless steel ram locks in any position.
- High-impact, ultraviolet resistant nylon 66, 50% glass fibre reinforced thermoplastic housing.
- Lenco hatch lifts install with a single power cable saving hours on installation compared to hydraulics.
- 2 Year Warranty.



Hatch Stays - Adjustable

Part No.	Description	Length (mm)	Tube Ø (mm)	Mount Screws (mm)
36360	Adjustable Hatch Stay	250 - 440	9.5 & 12	5.5 c/s
36362	Adjustable Hatch Stay	300 - 500	10.5 & 15.5	5.5 c/s 4 c/s
36237	Adjustable Hatch Stay	310 - 540	9.5 & 12	5.5 c/s

- Chrome plated brass telescopic hatch adjusters with positive locking nut.
- One end swivels and the other end pivots, allowing a variety of installation positions.



Hatch Stays - Spring - Stainless Steel

Part No.	Description	Overall Length (mm)	Spring Ø (mm)	Spring Length (mm)	Mount Screws (mm)
36364	Stainless Steel Spring Hatch Stay	235	11	220	3.5 c/s 4 c/s
36365	Heavy Duty Spring Hatch Stay	280	16	260	4.5 c/s

- Marine grade stainless steel spring style hatch and window support.
- When hatch or window is in an open position the spring coil becomes a rigid support.
- To close, apply side pressure to the middle of the spring coil and the support will collapse to a closed position.



Spring Strut - Chrome Plated

Part No.	Description	Length Compressed (mm)	Length Extended (mm)	Mount Screws (mm)
36366	Chrome Plated Spring Strut	120	160	4 c/s

- Steel spring sustainer with chrome plating for better durability.
- Suitable for holding small hatches and door open or shut.



Gas Strut Mount - Stainless Steel

Part No.	Description	Overall Size Ø (mm)	Mount Screws (mm)
57500	Stainless Steel Gas Strut Mount - 6mm Pin	40	3.5 c/s
57501	Stainless Steel Gas Strut Mount - 8mm Pin	40	3.5 c/s
57502	Stainless Steel Gas Strut Mount - 6mm Pin in Fork	40	3.5 c/s
57503	Stainless Steel Gas Strut Mount - 8mm Pin in Fork	40	3.5 c/s

- 316G stainless steel.
- Use 8 gauge screws.



57500 / 57501




57502 / 57503

Glove Box

Never Be Stuck Again!

Have you ever been stuck at a boat ramp or deserted beach, your keys or phone have gotten wet and you are miles from anywhere? For those unfortunate to have been caught in this situation, it can be costly and inconvenient to get help.

No need to worry any more... Relaxn® have a solution for you! Relaxn's new glove box with USB charger is the ideal watertight solution for your boat. Keep your keys and phone in a watertight, safe place, charged and good to go.


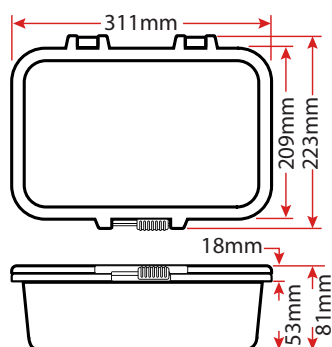


Glove Box - with Dual USB



Part No.	Description	Colour	Overall Dimensions L x W x D (mm)	Internal Dimensions L x W x D (mm)	Cut Out L x W x D (mm)	Corner Radius (mm)	Mount Holes (mm)
38282	Glove Box	White	311 x 223 x 81	269 x 168 x 50	282 x 180 x 53	24	12 x 4 c/s
38284	Glove Box	Black	311 x 223 x 81	269 x 168 x 50	282 x 180 x 53	24	12 x 4 c/s

- Ideal for storing phones, wallets, keys etc.
- Designed to shed water naturally.
- Hidden fastener design.
- Easy to install.
- $\frac{3}{16}$ " stainless steel hinged bolts.
- UV and weather resistant saralon resin.
- Dual USB charger at 3.4A each.
- Slide handle for easy open hand operation.
- Foam inside for quieter operation and protection.
- Relaxn® Seadek pad is supplied but not attached to the top, allowing for your own custom design.



Heavy-duty lock

Heavy-duty Hinges



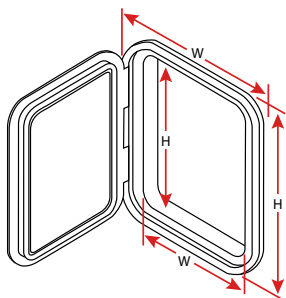
Hatches - Storage with Removable Hinge ASA Plastic

Single Handle							
Part No.	Description	Colour	Overall Size H x W x D (mm)	Inner Size H x W (mm)	Cut Out H x W x D (mm)	Corner Radius (mm)	Mount Screws (mm)
382480	Storage Hatch	White	374 x 270 x 207	290 x 187	295 x 195 x 190	34.5	5 c/s
382484	Storage Hatch	White	374 x 374 x 272	290 x 290	307 x 307 x 255	34.5	5 c/s
Dual Handle							
Part No.	Description	Colour	Overall Size H x W x D (mm)	Inner Size H x W (mm)	Cut Out H x W x D (mm)	Corner Radius (mm)	Mount Screws (mm)
382482	Storage Hatch	White	610 x 360 x 305	523 x 274	545 x 295 x 290	34.5	5 c/s
382486	Storage Hatch	White	517 x 460 x 344	430 x 375	446 x 395 x 329	34.5	5 c/s



- With the removable lid hinge you do not have to worry about the lid falling or damaging items on your boat, simply open the hatch and remove the lid for easy access.
- The access hatches are made from strong **ASA*** plastic.
- Perfect for use in marine, automotive, caravan, motorhome and camper trailer applications.
- High UV resistant to sunlight.
- Smoother, more durable locking mechanism.
- Features 1 hinge for permanent lid and 1 hinge for detachable lid.
- Italian made quality.

NOTE: Only one hinge can be installed.



*Acrylic Styrene Acrylonitrile (ASA) polymers are amorphous plastics which have mechanical properties similar to those of ABS resins. However, the **ASA properties** are far more resilient against outdoor weathering.

Hatch Lock Lever Kit

Part No.	Description	Colour
382500	Hatch Lock Lever Kit - Lockable	White
382502	Hatch Lock Lever Kit - Lockable	Grey
382504	Hatch Lock Lever Kit - Lockable	Black

- Perfect solution if you want a lockable hatch.
- Suits all Can SB hatches 2015 onwards.



Hatches - Storage Boxes - Europa

Part No.	Description	Colour	Overall Size H x W x D (mm)	Opening	Cut Out (mm)
38252	Europa Storage Box	Grey	375 x 280 x 160	180°	200 x 300
38253	Europa Storage Box	White	375 x 280 x 160	180°	200 x 300

- Europa Storage Boxes are strong ASA plastic.
- Featuring full 180° door opening.
- Designed for small spaces making it perfect for use in marine, automotive, caravan, motorhome and camper trailer applications.
- High UV resistant to sunlight.
- 5mm countersunk mounting holes.
- Italian made quality.



Storage Box Hatches

Storage Locker - 5 Draw




Part No.	Description	Colour	Draws	Overall Size H x W x D (mm)	Draw Size H x W x D (mm)	Cut Out H x W (mm)	Corner Radius (mm)	Mount Screws (mm)
38220	5 Draw Storage locker	White	5	365 x 190 x 150	45 x 150 x 130	320 x 140	15	5 c/s
38220-BULK	5 Draw Storage locker - 5 Pack							



- Ideal for storing small items or fishing equipment.
- Polypropylene locker with a clear polycarbonate UV resistant door.
- Mounts flush on the wall to maximise space.
- Neoprene seal provides a water tight lock.
- Includes 5 removable draws with rattle dampeners.
- Requires 8 screws for mounting providing a secure and solid installation.
- Made in Italy.

Storage Locker - 3 Draw



Part No.	Description	Colour	Draws	Overall Size H x W x D (mm)	Draw Size H x W x D (mm)	Cut Out H x W (mm)	Corner Radius (mm)	Mount Screws (mm)
38260	Tackle Locker	White	3	290 x 390 x 190	50 x 280 x 150	210 x 310	30	5 c/s

- Ideal for storing small items or fishing equipment.
- Fully sealed door providing a water tight compartment.
- Includes 3 removable draws with rattle dampeners.
- Made in Italy.

Tackle Boxes - Innovative Tackle Centre



38263



38262



38280



38264

Part No.	Description	Colour	Draws	Overall Size H x W x D (mm)	Cut Out H x W (mm)	Corner Radius (mm)	Mount Screws (mm)
38262	Innovative Tackle Centre	White	2	204 x 369 x 229	160 x 325	25	4 c/s
38263	Innovative Tackle Centre	Black	2	204 x 369 x 229	160 x 325	25	4 c/s
38280	Innovative Tackle Centre	White	3	280 x 483 x 254	235 x 337	25	4 c/s
38264	Innovative Tackle Centre	White	4	330 x 432 x 278	286 x 387	25	4 c/s
38265	Innovative Tackle Centre	Black	4	330 x 432 x 278	286 x 387	25	4 c/s

- Designed for recess mounting.
- Concealed mounting holes.
- Door opens past 180°.
- 10mm clearance from start of flange to beginning of screw hole.
- 316G stainless steel hinge.
- OEM can screw through the hinge into the deck for added strength and durability.
- In-laid gasket ensures a good seal every time.
- 2 saralon resin handles with a positive stop and click secured by a 316G stainless steel pin.
- Injection moulded tubs for a lifetime of use.
- UV resistant.
- Made in USA.
- **38262/38263** 2 Plano 3600 Series Tackle Inserts.
- **38280** 3 Plano 3600 Series Tackle Inserts.
- **38264/38265** 3 Plano 3700 Series + 1 Plano 3600 Series Tackle Inserts.


NOTE: See page 232 for matching hatches.



Storage Cases - Open Side Flush Mounted

Part No.	Description	Overall Size H x W x D (mm)	Inside H x W x D (mm)	Mount Screws (mm)
28500	Recess Side Flush Mounted Case to suit Deck Fillers	195 x 150 x 90	150 x 110 x 90	4 c/s
28502	Side Flush Mounted Case - Small	200 x 155 x 80	150 x 110 x 80	4 c/s
28504	Side Flush Mounted Case - Medium	235 x 160 x 100	180 x 110 x 100	5 c/s
28506	Side Flush Mounted Case - Large	420 x 170 x 110	370 x 120 x 110	5 c/s

- ABS plastic.
- Made in Italy.

CAN SB
Marine Plastics

Storage Cases - Flush Mounted with Door

Part No.	Description	Overall Size H x W x D (mm)	Inside H x W x D (mm)	Mount Screws (mm)
28510	Side Flush Mounted Case with Door - Small	210 x 165 x 80	150 x 110 x 80	4 c/s
28512	Side Flush Mounted Case with Door - Medium	245 x 175 x 100	180 x 110 x 100	4 c/s
28514	Side Flush Mounted Case with Door - Large	430 x 180 x 110	370 x 120 x 110	4 c/s

- ABS plastic.
- Made in Italy.

CAN SB
Marine Plastics

Storage Cases - Side Pocket

Part No.	Description	Shape	Overall Size W x H x D (mm)	Cut Out W x H (mm)	Mount Screws (mm)
28520	Side Pocket Storage Case	Rectangular	418 x 168 x 110	375 x 125	8 c/s
28532	Side Pocket Storage Case - Off White	Oval	535 x 320 x 120	500 x 265	5 c/s

- Ideal for storing small to medium sized objects.
- Large opening to place items easily.
- Drain holes.



Storage Cases - Fire Extinguisher Holder with Lid

Part No.	Fits (kg)	Overall Size W x H x D (mm)	Internal Size W x H x D (mm)	Cut Out W x H (mm)	Mount Screws (mm)
28522	1	170 x 410 x 140	105 x 345 x 110	115 x 355	4 c/s
28524	2	220 x 485 x 140	145 x 415 x 130	155 x 430	4 c/s
28525	2	210 x 475 x 130	148 x 415 x 122	154 x 422	4 c/s

- ABS plastic.
- **28525** - Clear lid.
- Made in Italy.

NEW
ENTRY

28522 / 28524

28525

Storage Hatches

Drawer - Double Storage



Part No.	Description	Dimensions W x H x D (mm)	Cut Out Size W x H x D (mm)
38270	Double Drawer Storage	342 x 241 x 228	305 x 210 x 230
38269	White Replacement Drawer suits 38270		

- Made from 100% marine grade polymer.
- Adds valuable storage space to your boat.
- Easily mounts to your boat.
- Heavy-duty stainless steel round latches.
- Drawer sizes: W 184mm x H 57mm x D 219mm.
- Stainless steel mounting hardware is included.
- Made in USA.
- Lifetime warranty.

Storage Locker - Bathroom



Part No.	Description	Overall Size H x W x D (mm)	Cut Out H x W x D (mm)	Mount Screws (mm)
38210	Bathroom Storage Locker	260 x 260 x 75	200 x 190 x 75	5 r/h

- Ideal for storing personal toiletry items.
- Removable shelf with 3 height settings.
- Perfect for boats, campers or caravans.
- Durable moulded plastic frame.
- Made in Italy.

NOTE: Mounting screws not included.

Drawer - Tilt Tray - Glove Box



Part No.	Description	Colour	Dimensions W x H x D (mm)	Cut Out Size W x H x D (mm)
38278	Tilt-Out Storage	White	406 x 203 x 101	343 x 159 102

- Take advantage of your available space by adding a tilt out storage ideal for sunscreen, sunglasses, etc.
- Made from 100% marine grade polymer.
- Compact size allows installation almost anywhere and takes advantage of available space.
- 316g stainless steel latch and the exclusive deep blue screw less hinges.
- Stainless steel mounting hardware included.
- Can be opened fully to access area behind box.
- Removable foam pad in bottom.
- Lifetime warranty.

Drawer - Tilt Out



Part No.	Description	Colour	Dimensions W x H x D (mm)	Cut Out W x H x D (mm)
38274	Tilt-Out Locking Tackle Storage	White	368 x 304 x 152	312 x 277 x 152
38276	Tilt-Out Locking Tackle Storage	Black	368 x 304 x 152	312 x 277 x 152

- Take advantage of your available space by adding a tilt out tackle box.
- Made from 100% marine grade polymer.
- Includes 2 x Plano 3640 gasketed waterproof tackle boxes and all mounting hardware.
- 316G stainless steel latch and the exclusive deep blue screw less hinges.
- Stainless steel mounting hardware included.
- Lifetime warranty.






Storage Nets, Waterproof Bag & Switch Boxes

Storage Net - Elastic

Part No.	Description	Dimensions L x H (mm)	Mount Screws (mm)
38910	Phone/PDA Net Holder	98 x 126	5 c/s
38912	Rectangular Net Holder	365 x 180	5 c/s

- Elastic net holder, ideal for wallets, phones, keys or any other items that need to be placed away.
- Perfect for boats, campers or caravans.
- Durable moulded plastic frame.
- Net displays contents for quick access.

NOTE: Mounting screws not included.



Storage Net - Rectangular Elastic

Part No.	Description	Colour	Dimensions L x H x D (mm)	Screw Size
38900	Rectangle Storage Pocket with Net	White	270 x 115 x 32	4G
38902	Rectangle Storage Pocket with Net	Black	270 x 115 x 32	4G

- Rubber elastic net storage pocket, ideal for wallets, phones, keys or any other items that need to be placed away.
- Perfect for boats, campers or caravans.
- Durable moulded plastic frame.
- Net displays contents for quick access.
- Wall mounting by screws or double-sided tape supplied.



Waterproof Bag

Part No.	Description	Dimensions L x W (mm)
38911	Waterproof Bag	405 x 205

- Polyester material.
- Waterproof.
- Supplied with 5 x male press studs for installation.



Switch Boxes - Battery

Part No.	Description	Overall Size (mm)	Cut Out Ø (mm)	Mount Screws (mm)
28527	Battery Switch Box	100 x 105 x 70	75	3.5 c/s

- ABS plastic.
- Lid labelled for easy identification.
- Hinged lid.



Switch Boxes - Emergency Cut Off

Part No.	Description	Overall Size (mm)	Cut Out Ø (mm)	Mount Screws (mm)
28528	Emergency Cut Off Box	100 x 105 x 70	75	3.5 c/s

- ABS plastic.
- Lid labelled for easy identification.
- Hinged lid.



Spear Gun Rack



49156



49150



Part No.	Description	Dimensions W x H x D (mm)
49156	Horizontal 2 Spear Gun Rack - Pair	114 x 304 x 152
49150	Vertical 3 Spear Gun Rack	344 x 393 x 82

- The vertical and horizontal racks are ideal for storing almost any type of popular gun in your boat or home.
- Made from 100% marine grade polymer.
- Stainless steel mounting hardware included.
- Lifetime warranty.



Bracket - Bent Butt Wall



Part No.	Description
49968	Bent Butt Wall Bracket

- Ideal way to store a single bent butt rod.
- Wall mounted.
- Unique design.
- 100% marine-grade polymer.
- Lifetime warranty.



Holders - Rod Gaff Brush



Part No.	Description
49969	Rod-Gaff-Brush Holder Fits Up to Dia. 25mm
49970	Rod-Gaff-Brush Holder Fits Up to Dia. 38mm

- Ideal for horizontal storage.
- Fits most rods, gaffs, brushes, navigation light poles.
- Includes mounting hardware.
- One pair.
- Lifetime warranty.



Knife & Pliers Holder



Part No.	Description	Dimensions W x H (mm)
49136	Knife & Pliers Holder	115 x 230

- Stores 2 x 8" (200mm) knives that are covered providing a safe way to store.
- Mounting bracket for a pair of pliers.
- Stainless steel mounting hardware included.
- Made from 100% marine grade polymer.
- Lifetime warranty.

NOTE: Tools not included.





Rod Rack - Polymer

Part No.	Description	Dimensions W x W x H (mm)
49176	Deep Blue Polymer Rod Rack	375 x 375 x 250

- Nothing compares on the market, small footprint for optimum use of floor space.
- Holds 12 Rods.
- Made from 100% marine grade polymer.
- Finger grip handle allows easy movement.
- Lifetime warranty.



Lure Racks

Part No.	Description
49966	Lure Racks

- 18" acrylic lure rack is designed to not bend or sag when the tackle is hung on them.
- Mounts with 4 x suction cups.
- Has 2 knife slots in the rack along with 54 holes for lures, rigs, hooks, and tackle.
- Tab bent at 90° for added rigidity and strength.
- Heavy duty 10mm acrylic.

NOTE: Lures not included.



Knife Sharpener - Accusharp

Part No.	Description
49160	Accusharp Knife Sharpener

- The ideal knife sharpener to mount to existing bait boards and stations.
- Marine grade polymer with blade sharpener.
- Made from 100% marine grade polymer.
- Stainless steel mounting hardware included.
- Can be mounted directly to Bait Board.
- Lifetime warranty.



Counter
Display

Trolling Quick Clip

Part No.	Description
49162	Quick Clip

- Whether trolling artificial or live bait, flat line clips are an important accessory to have on your boat.
- Made from 100% marine grade polymer.
- By reducing the angle at which your line enters the water you can troll closer to the boat or keep you lure underwater easier.
- Less tangles when turning and better presentation means more fish.
- Uses black's marine release clip.
- Suction cup mounts to your boat.
- Lifetime warranty.



Line Dispenser - Wax Thread



Part No.	Description	Dimensions L x H (mm)
49164	Wax Thread Dispenser	175 x 130

- Holds many types of wax thread including Gudebrod, Consolidated Cordage, or any spool that is 4-½" long and has a side tube diameter of greater than ½".
- Made from 100% marine grade polymer.
- Hook bar rotates 90° providing use on horizontal and vertical surfaces.
- Suction cups mounting.
- Lifetime warranty.

NOTE: Lifetime warranty does not apply to suction cups.



Line Dispenser - Small Spools



Part No.	Description
49166	3 Spool Line Dispenser
49168	5 Spool Line Dispenser

- Dispense, organise and store your "wrist" type leader spools.
- Fits all popular 50 yard spools.
- Made from 100% marine grade polymer.
- Mounted with suction cups providing them to be used almost anywhere.
- Lifetime warranty.

NOTE: Lifetime warranty does not apply to suction cups.

Line Dispenser - Small Spools Fluorocarbon



Part No.	Description	Dimensions H x W (mm)
49165	4 Spool Line Dispenser Fluorocarbon	145 x 130

- The ideal way to dispense, store, and organize your fluorocarbon leader material perfect for refill a reel at home or in the boat.
- Makes re-filling your reel a simple one person operation.
- Holds up to 4 spools by Seaguar, Momoi, Triple Fish and others.
- Mount with suction cups, which allows them to be used on almost any smooth surface. No drilling necessary.
- Stainless steel shaft with adjustable drag provides proper tension on any size spool.
- Lifetime warranty.

NOTE: Lifetime warranty does not apply to suction cups.



Line Dispenser - Large Spools



Part No.	Description
49170	Line Dispenser

- The ideal way to refill a reel at home or in the boat.
- Makes re-filling your reel a simple one person operation.
- Fits most spools from ¾" LB to 1" LB.
- Stainless steel shaft with adjustable drag provides proper tension on any size spool.
- Made from 100% marine grade polymer.
- Mounted with suction cups providing them to be used almost anywhere.
- Lifetime warranty.

NOTE: Lifetime warranty does not apply to suction cups.



Rod Holders - Line Spooler

Part No.	Description
49178	Rod Holder Line Spooler - with Clamp & Pole
49961	Super Spooler Fits - No Clamp & Pole

- Adjustable - Fits most ¼" to 5" LBS spools.
- Adjustable tension.
- 100% marine - grade polymer.
- Folds flat for storage.
- Lifetime warranty.





Multisystem™ Clamp forms a tight grip on the ball joint



49961 & 49178 are designed to fold flat for storage



Gaff Mounting Kits

Part No.	Description	Suits Gaff Ø (in)
 49141	Gaff Mounting Bracket	3"
 49142	Gaff Mounting Bracket	4"

- Store your gaff safely.
- Ideal for horizontal or vertical storage.
- Includes mounting hardware.
- 100% marine grade polymer.
- Lifetime warranty.
- Kit includes handle and hook holder.



Tool Holder - Fish Landing


Part No.	Description	Dimensions W x H (mm)
49172	Fish Landing Tool/Boga Grip Holder	90 x 180

- Suction cup mounting makes this ideal to be placed almost anywhere on a boat.
- Made from 100% marine grade polymer.
- Lifetime warranty.

NOTE: Tool not included. Lifetime warranty does not apply to suction cups.



Suction Cups Replacement

Part No.	Description
 49195	Suction Cups Replacement 4 Pack

- Replacement suction cups for Deep Blue Products.



Motor Mounting Bracket



49184



Part No.	Description	Dimensions L x W (mm)
49184	Electric Motor Mounting Bracket	330 x 213
49185	Quick Release Replacement Bracket suits 49184	

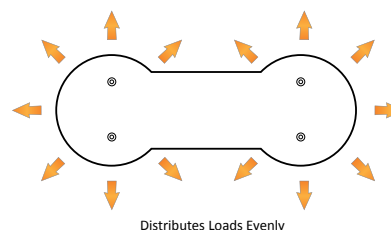
- Trolling motor quick release mount designed for the Minn Kota Auto Pilot and Co-Pilot.
- No tools required to change.
- No clips or snaps to lose.
- Unique "Dogbone" design allows load equalising.
- Deck friendly with no sharp corners
- Includes all stainless steel mounting hardware.
- 100% marine grade polymer.
- Lifetime warranty.



49185



Designed to fold into a compact size for storage



Distributes Loads Evenly

Ice Box Chocks



Part No.	Description
49174	Ice Box Chocks

- Low profile chocks hold a cooler in place but also make for easy cooler removal.
- Elastic straps prevent the cooler from sliding/bouncing out.
- Made from 100% marine grade polymer.
- Stainless steel mounting hardware included.
- Each chock measures: 125mm x 125mm x 19mm thick.
- Lifetime warranty.





Braid Buster

Part No.	Description
49965	Braid Buster De-Snagging Tool

- Braid buster de-snagging tool.
- Save braided line when snagged on the bottom.
- Much safer than other methods.
- No more cut hands and fingers.
- Works on all tested line.
- Floats.

De-Snagging Instructions

Simply wrap the snagged ling as close to the water as possible using 2 wraps on the stem first, then 3 figure eight wraps on the end barbs followed by 2 more wraps on the stem then pull the handle with 2 fingers.



Holder - Paper Towel



Part No.	Description	Dimensions L x W x H (mm)
49143	Universal Paper Towel Holder	345 x 115 x 160

- Can be used at home or on the boat.
- All starboard construction.
- Suction cup mounting.
- 100% marine grade polymer.
- Lifetime warranty.

NOTE: Lifetime warranty does not apply to suction cups.



Fish Tamer

Part No.	Description	Dimensions L x W (mm)
49188	Fish Tamer	400 x 20

- Can be used as a fish tamer or as an ice breaker.
- Designed to be flat to prevent rolling away.
- Floats.
- 100% marine grade polymer.
- Lifetime warranty.



Fish Ruler

Part No.	Description	Length (cm)
49190	Fish Ruler	100

- Easy to clean.
- Won't mark your boat.
- Easily drilled for permanent mounting.
- 100% marine grade polymer.
- Lifetime warranty.



Drink Holder - Heavy Duty Construction



37481



Part No.	Description	Dimensions L x W x H (mm)
37481	Single Drink Holder	113 x 116 x 77

- High-quality single drink holders with side suction cups allow the drink holder to mount.
- Mounted with suction cups allowing them to be used almost anywhere.
- Heavy Duty Construction.
- 100% marine grade polymer.
- Lifetime warranty.

NOTE: Lifetime warranty does not apply to suction cups.

Drink Holder - Double with Caddy Tray / Suction Cup



37484



37486



Part No.	Description	Caddy Dimensions L x W x H (mm)	Overall Dimensions L x W x H (mm)
37484	Double Drink Holder with Storage / Suction Caps	127 x 89 x 70	350 x 130 x 80
37486	Double Drink Holder with Caddy Tray / Suction Caps	216 x 108 x 71	250 x 246 x 83
37487	Four Drink Holder with Caddy Tray / Suction Caps	216 x 108 x 71	350 x 246 x 83

- High-quality double or four drink holder tray caddies with suction cups, ideal for sticking to tables surfaces and holding you drinks in place.
- This clever design suits most mugs with handles, glasses and cans.
- Caddy tray is ideal for cell phones, sunglasses, sunscreen, etc.
- Heavy Duty Construction.
- Mounted with suction cups allowing them to be used almost anywhere.
- 100% marine grade polymer.
- Lifetime warranty.

NOTE: Lifetime warranty does not apply to suction cups.



37487

Storage Box - Waterproof



Part No.	Description	Dimensions L x W x H (mm)
38279	Waterproof Storage Box	260 x 150 x 95

- Waterproof storage solution, such as vehicle key remotes, cell phones and wallets, etc.
- Top quality pelican micro cases are unconditionally guaranteed for life, as is the bracket.
- Black base & bracket with clear top.
- Suction cups mounting.
- Use on vertical or horizontal surface.
- Stick one in your vehicle!
- Buoyant.
- Lifetime warranty.

NOTE: Lifetime warranty does not apply to suction cups.



Hand Rail & Bow Rail Bases Hand Rail / Bow Rail Bases

Hand Rail - Round Bases Stainless Steel

Part No.	Description	Base Ø (mm)	Suits Tube O.D. Ø (mm)	Mount Screws (mm)
56920	Round Base 45° Angle	76	25	6 c/s
56921	Round Base 60° Angle	76	25	6 c/s
56922	Round Base 90° Weld-on	76	25	6 c/s

- 316G stainless steel.
- Suitable for hand rail and bar rail bases (weld on).



Hand Rail - Rectangular Bases Stainless Steel

Part No.	Description	Base (mm)	Suits Tube O.D. Ø (mm)	Mount Screws (mm)
56938	Rectangle 45° Weld Base	78 x 44.5	25	5.5 c/s
56939	Rectangle 60° Weld Base	77.5 x 43.5	25	5.5 c/s
56940	Rectangle 90° Weld Base	77.5 x 43.5	25	5.5 c/s

- 316G stainless steel.
- Suitable for hand rail and bar rail bases (weld on).



Hand Rail - End Plates Stainless Steel Weld On

Part No.	Description	For Thread (mm)	Diameter Ø (mm)
56945	Stainless Steel Disc Thread	8	45
56950	Stainless Steel Disc Thread	10	50

- 316G stainless steel.
- Suitable for hand rail and bar rail bases (weld on).



Hand Rail - Centre Supports Stainless Steel

Part No.	Description	Base L x W (mm)	Height H (mm)	Suits Tube O.D. Ø (mm)	Mount Screws (mm)
29783	Stainless Steel Handrail Centre	40 x 27	50	22	4.5 c/s
29783A	Stainless Steel 60° Stanchion Centre	38 x 27	57	25	4.5 c/s

- Marine grade stainless steel.



Hand Rail - End Supports Stainless Steel

Part No.	Description	Base L x W (mm)	Height H (mm)	Suits Tube O.D. Ø (mm)	Mount Screws (mm)
29784	Stainless Steel 60° Rail End	40 x 27	49	22	4.5 c/s
29784A	Stainless Steel 60° Stanchion End	40 x 29	56	25	4.5 c/s

- Marine grade stainless steel.



Stanchions, Tube Joiners & Flag Poles

Stanchions & Flag Accessories



Stanchion - Stainless Steel



56745



56746



56389

Part No.	Description	Length (mm)	Suits Tube O.D. Ø (mm)
56759	Stainless Steel Stanchion	610	25
56745	Stainless Steel Stanchion Sleeve with Eye 11mm		25
56746	Stainless Steel Stanchion Cap		25
56389	Furling Block suits Stanchion		25

- 316G Stainless Steel.
- 56745 - Hole Diameter 8mm.
- 56745, 56746 - Grub Screw.



56759

Stanchion - Angled Base Stainless Steel



56730



56740



56732



56748



56747

Part No.	Description	Base Shape	Base (mm)	Suits Tube O.D. Ø (mm)	Mount Screws (mm)
56730	90° Angled Stanchion Base	Round	Ø 68	25	6 c/s
56740	60° Angled Stanchion Base	Round	Ø 70	25	6.5 c/s
56732	90° Angled Stanchion Base	Rectangular	48 x 89	25	5 c/s
56747	45° Angled Stanchion Base	Rectangular	48 x 89	25	5 c/s
56748	60° Angled Stanchion Base	Rectangular	48 x 89	25	5 c/s

- 316G stainless steel.
- Grub screw.

Stanchion - Base Heavy Duty Stainless Steel



Part No.	Description	Base L x W (mm)	Suits Tube O.D. Ø (mm)	Mount Screws (mm)
56744	Stainless Steel Heavy Duty Stanchion Base	90 x 72	25	6 c/s

- Reinforced heavy duty 316G stainless steel stanchion base.
- 4° angled top with 2 x grub screws for holding the Stanchion.
- Can be drilled & riveted.

Flag Poles - Stainless Steel



Part No.	Description	Length (mm)	Suits Tube O.D. Ø (mm)	C (mm)
56752	Stainless Steel Flag Pole	750	25	470
56754	Stainless Steel Flag Pole	900	25	710
56755	Stainless Steel Flag Pole	1200	25	860

- 316G stainless steel.

Flag Pole Sockets - Stainless Steel



56750



56751

Part No.	Description	Suits Tube O.D. Ø (mm)
56750	Stainless Steel Flag Pole Socket	25
56751	Stainless Steel 30° Flush Flag Pole Socket	25

- 316G stainless steel.



Flag Accessories & Tube Joiners

Flag Pole Holder - Stainless Steel

Part No.	Description	Plastic Clamp Dia. Ø (mm)	Holder Length (mm)	Holder Dia. Ø (mm)	Weight (kg)
50572	S/S Flag Pole Holder	25	100	25	0.22

- Made by grade 304 stainless steel with plastic clamp.



Flag Clips

Part No.	Description	Dimensions (mm)	Material	Weight (g)
35116	Flag Clip	42 x 28	Nylon	4.6
56004	Flag Clip Cast	57.5 x 40	S/S	83.8
RM41	Flag Clip	42 x 27	S/S	16
RM38	Flag Clip Mini	23 x 13	S/S	1.8



Tube Joiner - Angled Stainless Steel

Part No.	Description	Angle	Suits Tube O.D. Ø (mm)
56737	Tube Joiner	90°	25
56739	Tube Joiner	125°	25

- 316G Stainless Steel.
- Grub screw.



Tube Joiner - T Type Stainless Steel

Part No.	Description	Angle	Suits Tube O.D. Ø (mm)
56735	Tube T Joiner Opening	90°	25
56736	Tube T Joiner	90°	25
56738	Tube T Joiner	60°	25

- 316G Stainless Steel.
- 56736 - Grub screw.



Tube Joiner - Straight Stainless Steel

Part No.	Description	Length (mm)	Suits Tube O.D. Ø (mm)
56742	Stainless Steel Tube Joiner	75	25

- 316G Stainless Steel.
- Grub screw.



Canopy - Ball Joints Quick Release

Part No.	Description	Length (mm)	O.D. (mm)	Suits Tube O.D. Ø (mm)
56668	Stainless Steel Horizontal Top Cap	70	30	25
56669	Stainless Steel Vertical Top Cap	70	30	25
56665	Stainless Steel Base with Retrievable Pin Hinged			
56667	Stainless Steel Base with Retrievable Pin 22mm-30mm			

- 316G stainless steel.
- Grub screw.





Canopy Fittings

Rail Fittings & Tube Fittings - Stainless Steel

Rail Clamp - Stainless Steel



Part No.	Description	Suits Tube O.D. Ø (mm)
56912	Stainless Steel Rail Clamp Socket	25

- 316G stainless steel.

Tube Hinges - Stainless Steel



56900 / 56898



56902

Part No.	Description	I.D. (mm)	O.D. (mm)	Suits Tube O.D. Ø (mm)
56900	Stainless Steel Tube Hinge	25	31	25
56898	Stainless Steel Tube Hinge	22	28	22
56902	Stainless Steel Tube Hinge	30	36	30

- 316G stainless steel.
- Quick pin release for easy folding.
- Weldable.

Rail Joiner - Double Take Off Stainless Steel



Part No.	Description	Width (mm)	Gap Width (mm)	Height (mm)	Suits Tube O.D. Ø (mm)
56672	Double Take Off Rail Joiner	80	8	30	25

- 316G stainless steel.
- 2 x 5mm Ø bolts.

Tube Joiner - Adjustable Elbow Stainless Steel



Part No.	Description	Suits Tube O.D. Ø (mm)
25143	Stainless Steel Adjustable Elbow Rail Joiner	25 x 1.6

- For use with canopy & bimini frame tensioner bars.
- Allows the canopy to be adjusted in increments of 9 degrees by virtue of the interlocking teeth, without removing screws or fixed length bars.

Tube Joiners - Alloy



Part No.	Description	Suits Tube O.D. Ø (mm)
25140	Alloy Joiner suits Tube Wall 1.6mm	19
25141	Alloy Joiner suits Tube Wall 1.6mm	25



Canopy Tube Ends - Stainless Steel

Canopy - Rail Ends Fork Stainless Steel

Part No.	Description	Height (mm)	Eye Ø (mm)	Distance Between Forks (mm)	Suits Tube O.D. Ø (in)
57250	Stainless Steel Fork End	45	7	6.5	1
57252	Stainless Steel Fork End	52	8	9.7	1-¼
57254	Stainless Steel Fork End	63	9.5	11	1-½

- 316G stainless steel.
- Suits imperial tube.
- Weld in.



Canopy - Tube Ends Stainless Steel

Part No.	Description	Suits	Height (mm)	Eye Ø (mm)	Tongue Thickness (mm)	Suits Tube (mm)
56671	Stainless Steel Tube End	Internal	48	6	5	19 x 1.6
56675	Stainless Steel Tube End	Internal	48	7	6.5	22 x 1.6
25125	Stainless Steel Tube End	Internal	60	6	6	25 x 3
25127	Stainless Steel Tube End	Internal	80	9	8	1-¼"

- Suits metric tube.
- 25127 - only suits imperial 1-¼" tube.



Canopy - Side Mounts Base Stainless Steel

Part No.	Type	Base (mm)	Height (mm)	Mount Screws (mm)
56697	Side Mount - Heavy-Duty	72 x 47	19	6 c/s
56697-BULK	Side Mount - Heavy-Duty - 50 Pack			
56690	Side Mount - Canopy	49 x 23	16	5 c/s
56690-BULK	Side Mount - Canopy - 50 Pack			

- 316G stainless steel.
- Countersunk mounting holes.



Canopy Tube Ends - Stainless Steel

Canopy - Tube Ends External Mount Stainless Steel



Part No.	Description	Height (mm)	Eye Ø (mm)	Tongue Thickness (mm)	Suits Tube O.D.
56678	Stainless Steel Tube End	60	6.25	6.5	20mm
56679	Stainless Steel Tube End	60	7	6.25	22mm
56680	Stainless Steel Tube End	60	6.5	6.75	1" (25.6mm)
NEW ENTRY 56680-BULK	Stainless Steel Tube End - 100 Pack				
56680M	Stainless Steel Tube End	60	6.25	6.75	25mm

- 316G stainless steel.
- Single grub screw.

Canopy - Tube End Cap External Mount Heavy-Duty Stainless Steel



Part No.	Description	Height (mm)	Eye Ø (mm)	Tongue Thickness (mm)	Suits Tube O.D. Ø (mm)
56694	External Tube End Cap Heavy Duty	60	6.5	6.5	25

- 316G stainless steel.
- Fits metric tube.
- Dual grub screw.

Canopy - Tube Fork End External Mount Stainless Steel



Part No.	Description	Gap Width (mm)	Height mm	Eye Ø (mm)	Suits Tube O.D. Ø (mm)
56743	Stainless Steel External Tube Fork End	8	60	10	25

- 316G stainless steel.
- Fits metric tube.

Canopy - Tube End Stainless Steel



Part No.	Description	Height (mm)	Eye Ø (mm)	Tongue Thickness (mm)	Suits Tube O.D. Ø (mm)
56680A	Stainless Steel Tube End	70	6	6.25	32

- 316G stainless steel.
- Fits imperial tube.
- Dual grub screw.
- Use with **56683A**.

Canopy - Tube End Grub Screw Stainless Steel



Part No.	Description	Diameter Ø (mm)
56677	Stainless Steel Grub Screw fits Tube Ends	5

- 316G stainless steel.



Canopy Deck Mount - Stainless Steel

Canopy - Deck Mount Quick Release Stainless Steel

Part No.	Description	Dimensions (mm)	Mount Screws (mm)
56914	Stainless Steel Canopy Fitting Push Button	90 x 30	5 c/s

- 316G stainless steel.



Canopy - Deck Mount Swivel Fork Stainless Steel

Part No.	Description	Overall Size L x W x H (mm)	Mount Screws (mm)
56691	Stainless Steel Canopy Swivel Fork	56 x 35 x 18	6 c/s

- 316G stainless steel.



Canopy - Deck Mounts Stainless Steel

Part No.	Type	Base (mm)	Gap Width (mm)	Height (mm)	Bolt Ø (mm)	Mount Screws (mm)
56684	Standard	56 x 18	7	36	5.5	4.5 c/s
56684-BULK	Standard - 50 Pack					
56686	Rail	55 x 20	7	37	6	5 c/s
56689	Angled	56 x 18	8	32	5.5	5 c/s
56696	Heavy-Duty	54 x 24	8	29	10	7 c/s

- 316G stainless steel.

NOTE: Rail deck mount suits 20-25mm tubing.

NEW ENTRY



56684



56686



56689



56696

Canopy - Deck Mounts Toggle Pin Stainless Steel

Part No.	Type	Base (mm)	Gap Width (mm)	Height (mm)	Pin Ø (mm)	Mount Screws (mm)
56685	Quick Release Standard	55 x 16	8	35	6	6 c/s
56685-BULK	Quick Release Standard - 100 Pack					
56685A	Quick Release Angled	55 x 16	8	34	6	5 c/s
56687	Quick Release Rail	57 x 22	8	36	6	5 c/s
56688	Replacement Quick Release Pin 6mm x 32mm Shaft					

- 316G stainless steel.

NOTE: Quick release rail deck mount suits 20-25mm tubing.

NEW ENTRY



56685



56685A



56688



56687

Tube Clamps - Stainless Steel

Canopy - Tube Clamps Stainless Steel



Part No.	Description	Gap Width (mm)	Suits Tube O.D. Ø (mm)
56681	Stainless Steel Tube Clamp	8	20
56682	Stainless Steel Tube Clamp	8	22
56683	Stainless Steel Tube Clamp	8	25
NEW ENTRY 56683-BULK	Stainless Steel Tube Clamp - 50 Pack		

- Single grub screw.
- 316G stainless steel.

Canopy - Tube Clamp End Stainless Steel



Part No.	Description	Gap Width (mm)	Suits Tube O.D. Ø (mm)
56683A	Stainless Steel Tube End Clamp	6	32

- Two grub screw.
- 316G stainless steel.
- Use with 56680A.

Canopy - Tube Clamp Hinged Top Slide Stainless Steel



Part No.	Description	Gap Width (mm)	Suits Tube O.D. Ø (mm)
56692	Stainless Steel Hinged Canopy Clamp - Opens 7/8"	8.5	22
56693	Stainless Steel Opening Clamp	8.5	25
NEW ENTRY 56693-BULK	Stainless Steel Opening Clamp - 20 Pack		

- 316G stainless steel.
- Hinged top.

Canopy - Tube Clamp Hinged Top Slide Heavy Duty Stainless Steel



Part No.	Description	Gap Width (mm)	Suits Tube O.D. Ø (mm)
56698	Stainless Steel Opening Canopy Clamp - Opens 1-1/4"	6-8	32
NEW ENTRY 56698-BULK	S/S Opening Canopy Clamp - Opens 1-1/4" - 20 Pack		
56699	Stainless Steel Opening Canopy Clamp - Opens 1-1/2"	6-8	35 - 38

- 316G stainless steel.
- Heavy duty hinged top.

Canopy - Tube Clamp Sliding Stainless Steel



Part No.	Description	Gap Width (mm)	Suits Tube O.D. Ø (mm)
56700	Stainless Steel Sliding Canopy Clamp	8	25

- 316G stainless steel.
- Heavy duty hinged.
- Spring loaded pin.

Canopy - Tube Clamp Hinged Stainless Steel



Part No.	Description	Gap Width (mm)	Suits Tube O.D. Ø (mm)
25124	Stainless Steel Hinged Canopy Clamp	6-8	32

- 316G stainless steel.
- Mirror polished.



Canopy - Tube Clamps Nylon

Part No.	Description	Colour	Gap Width (mm)	Suits Tube O.D. Ø (mm)
25107	Tube Clamp with Metal Thread	Black	7	19
25107W	Tube Clamp with Metal Thread	White	7	19
25115	Tube Clamp with Metal Thread and Nut	Black	7	25
25115W	Tube Clamp with Metal Thread and Nut	White	7	25

- Plastic moulded clamp.
- Stainless steel fasteners.



Canopy - Tube Ends Nylon

Part No.	Colour	Suits	Height (mm)	Eye Ø (mm)	Tongue Thickness (mm)	Suits Tube (mm)	Suits Tube Material
25106	Black	Internal	55	6.5	7	19 x 1.6	Alloy
25106W	White	Internal	55	6.5	7	19 x 1.6	Alloy
25114	Black	Internal	63	6.5	7	25 x 3	Alloy
25114W	White	Internal	63	6.5	7	25 x 3	Alloy
25114A	Black	Internal	65	6.5	7	25 x 1.6	S/S
25114AW	White	Internal	65	6.5	7	25 x 1.6	S/S

- Made from nylon.



Canopy - Deck Mounts Nylon

Part No.	Type	Colour	Base (mm)	Gap Width (mm)	Height (mm)	Bolt Ø	Mount Screws (mm)
25108	Standard	Black	58 x 19	7	31	¼" BSW x ¾"	4 c/s
25108W	Standard	White	58 x 19	7	31	¼" BSW x ¾"	4 c/s
25133	Low Profile	Black	55 x 20	7	23	¼" BSW x ¾"	4 c/s
25133W	Low Profile	White	55 x 20	7	23	¼" BSW x ¾"	4 c/s

- Nylon.
- Stainless steel metal thread.



Canopy - Deck Mounts Swivel Fork Nylon

Part No.	Type	Colour	Base (mm)	Gap Width (mm)	Height (mm)	Bolt Ø	Mount Screws (mm)
25135	Swivel Fork	Black	63 x 20	7	52	¼" BSW x ¾"	6 c/s
25136	Swivel Fork	White	63 x 20	7	52	¼" BSW x ¾"	6 c/s

- Nylon.
- Stainless steel metal thread.



Canopy - Side Mounts Base Nylon

Part No.	Description	Colour	Size Ø (mm)	Bolt Ø (mm)	Mount Screws (mm)
25103	Side Mount Base	Black	43	6	3 c/s
25103W	Side Mount Base	White	43	6	3 c/s

- Nylon.
- Stainless steel metal thread.



Canopy Fittings - Plastic

Canopy - Tube End Clip Nylon



Part No.	Description	Colour	Height (mm)	Suits Tube (mm)
25112	Tube End Clip	Black	48	19 x 1.6

- Heavy duty nylon tube clip
- Ideal for kayaks, tinnies plus many other applications.

Canopy - Tube T End Nylon



Part No.	Description	Colour	Height (mm)	Suits Tube (mm)
25164	Tube T End	Black	37	25 x 3


- Made from nylon.

Canopy - Pole Awning End



Part No.	Description	Colour	Height (mm)	Suits Tube (mm)
35158	Pole Awning End	White	80	25 x 1.6

- Australian made quality.



Tube End Cap Nylon



Part No.	Description	Colour	Dimensions Ø (mm)
25168	Tube End Cap	Black	25

- Suits 1-3mm wall.

Wing Bolt Nylon



25102



25102W

Part No.	Description	Colour	Bolt Ø
25102	Wing Bolt	Black	¼" BSW x 1"
25102W	Wing Bolt	White	¼" BSW x 1"

- Nylon wing bolt.
- Stainless steel thread.



Shock Cord Loops & Buttons

Shock Cord Loops - Canvas

Part No.	Description	Colour	Length (mm)	Width (mm)
25280	Canvas Shock Cord Loop	Black	80	5
25281	Canvas Shock Cord Loop	White	80	5
25282	Canvas Shock Cord Loop	Black	90	5
25283	Canvas Shock Cord Loop	White	90	5
25284	Canvas Shock Cord Loop	Black	100	5
25285	Canvas Shock Cord Loop	White	100	5
25286	Canvas Shock Cord Loop	Black	110	5
25287	Canvas Shock Cord Loop	White	110	5



- Simple installation in varying thicknesses of fabric without special tools.
- A greater contact area with the fabric reduces the risk of tearing.
- Brass machine pressed crimps on the cord will not rust or pull off.
- Removable, making the shock cord loop the best and most versatile on the market.

NOTE: Minimum order purchase 10

Shock Cord Loops - Stretch

Part No.	Description	Colour	Length (mm)	Width (mm)
25290	Stretch Shock Cord Loop	Black	80	6
25291	Stretch Shock Cord Loop	White	80	6
25292	Stretch Shock Cord Loop	Black	90	6
25293	Stretch Shock Cord Loop	White	90	6
25294	Stretch Shock Cord Loop	Black	110	6
25295	Stretch Shock Cord Loop	White	110	6
25296	Stretch Shock Cord Loop	Black	160	6



NOTE: Minimum order purchase 10

Shock Cord Buttons - Stainless Steel

Part No.	Description	Size	Diameter Ø (mm)	Suits Cord (mm)
25120	Stainless Steel Shock Cord Button	Small	13	4
25122	Stainless Steel Shock Cord Button	Medium	19	6
25105SS	Stainless Steel Shock Cord Button	Large	19	8



25120 / 25122



25105SS

- 316G stainless steel.

Shock Cord Buttons - Nylon

Part No.	Description	Colour	Size	Diameter Ø (mm)	Suits Cord (mm)
25105A	Nylon Shock Cord Button	Black	Small	17	5 - 6
25105B	Nylon Shock Cord Button	Black	Medium	17	6
25105BW	Nylon Shock Cord Button	White	Medium	17	6
25105	Nylon Shock Cord Button	Black	Large	17	8
25105W	Nylon Shock Cord Button	White	Large	17	8



25105A



25105B



25105



25105BW / 25105W

- Nylon.
- Extremely strong with a smooth and rounded matt finish.
- Ideal for use with the shock cord loops.

Shock Cord Hooks & Connectors

Shock Cord Hooks - Small Nylon



Part No.	Description	Colour	Suits Cord (mm)	Pack Qty
35906	Small Shock Cord Hook 2 Pieces	Black	3-5	2 pcs
35907	Small Shock Cord Hook 2 Pieces	Black	4-6	2 pcs
35908	Small Shock Cord Hook 2 Pieces	Black	6-8	2 pcs

- Self-tailing snap hook for shock cord.
- Nylon.
- Push fit.

Shock Cord Hooks - Tarp Nylon



Part No.	Description	Colour
25255	Shock Cord Tarp Hook	Black

- Nylon.
- The sliding tarp hook is an adjustable hook which can be used to fasten your tarp or cover in a range of adjustable positions.

Shock Cord Hooks - Nylon



Part No.	Description	Colour	Suits Cord (mm)
35900	Nylon Shock Cord Hook	White	4
35901	Nylon Shock Cord Hook	White	4-6
35902	Nylon Shock Cord Hook	White	6-8
35903	Nylon Shock Cord Hook	White	8-10
35904	Nylon Shock Cord Hook	Black	4-6
35905	Nylon Shock Cord Hook	Black	6-8

- Nylon shock cord hook.
- Simply thread the shockcord through the recessed end hole and tie a knot.

Shock Cord Hooks - Solcor Nylon



Part No.	Description	Colour	Suits Cord (mm)
25230	Shock Cord Solcor Hook	Black	6

- Nylon.
- The Solcor hook is able to permanently lock the shock cord within the clip and provides all the strength of a common steel hook, but without the sharp end.

Shock Cord Hooks - Stainless Steel



Part No.	Description	Suits Cord (mm)
56305	Stainless Steel Shock Cord Hook	6
56307	Stainless Steel Shock Cord Hook	8
56308	Stainless Steel Shock Cord Hook	10

- Non-corrosive stainless steel end hook to suit shock cord.

Shock Cord Connector



Part No.	Description	Colour	Suits Cord (mm)
25235	Shock Cord Connector	Black	6

- Nylon.
- The permanent connector can be used to join two ends of shockcord together, to create loops with either a fixed standing end or a running loop.



Webbing Buckle - Cam

Part No.	Description	Length (mm)	Width (mm)	Height (mm)	Suits Strap (mm)
56840	Webbing Cam Buckle	53	32.5	15	25

- Stainless steel.



Webbing Buckle - Heavy Duty Nylon

Part No.	Description	Colour	Suits Strap (mm)	Pack Qty
35156	Heavy Duty Webbing Buckle	Black	25	2

- Nylon.



Webbing Buckle - Adjustable

Part No.	Description	Length (mm)	Width (mm)	Suits Strap (mm)	Pack Qty
25097	Adjustable Webbing Buckle	33.6	32.5	25	10

- With sliding nylon bar.



Webbing Buckle - Stainless Steel

Part No.	Description	Length (mm)	Width (mm)	Suits Strap (mm)	Pack Qty
25098	Stainless Steel Webbing Buckle	34.5	22	25	10
56836	Stainless Steel Webbing Buckle	64	32	50	1

- Stainless steel.
- For adjusting length of webbing.



Webbing Buckle - Nylon

Part No.	Description	Colour	Shape	Length (mm)	Width (mm)	Suits Strap (mm)
25100	Webbing Buckle	Black	Rectangular	26	36	25
25100W	Webbing Buckle	White	Rectangular	26	36	25
25101	Webbing Buckle	Black	D End	55	37	25
25101W	Webbing Buckle	White	D End	55	37	25

- U.V. stabilised Nylon.



25100



25100W



25101



25101W

Webbing Hooks & Marquee Hooks

Webbing Hook - Stainless Steel



Part No.	Description	Length (mm)	Width (mm)	Suits Webbing (mm)
25142	Webbing Hook	33	37	25

- 316G stainless steel.

Webbing Hook - Snap Stainless Steel



25144

56846

Part No.	Description	Length (mm)	Width (mm)	Suits Webbing (mm)
25144	Webbing Snap Hook	58	27	25
56846	Webbing Snap Hook	50	34	25

- 316G stainless steel.

Webbing Hook - Snap Adjustable Stainless Steel



Part No.	Description	Length (mm)	Width (mm)	Suits Webbing (mm)
56844	Webbing Snap Adjustable Hook	65	40	25

- 316G stainless steel.

Marquee Hooks - Canvas to Canvas Nylon



Part No.	Description	Colour
25216	Canvas to Canvas Marquee Hook	White

- Nylon.
- Designed to be fixed to fabric through a #4 eyelet.
- The hook is then passed through another eyelet from which it hangs.

Marquee Hooks - Nylon



25275

25276

Part No.	Description	Colour
25275	Nylon Marquee Hook	Black
25276	Nylon Marquee Hook	White

- Nylon.
- Designed to hang marquee/tent walls from a rope or wire.
- It is simply fixed directly to the fabric using a backing plug and does not require the use of a #4 eyelet or any special tools.
- Can be removed and re-fitted without damaging the fabric or the hook.



Snap Hooks & Lashing Hooks

Snap Hooks - Back to Back Nylon

Part No.	Description	Colour	Pack Qty
35136	Back To Back Snap Hook	Black	2

- Nylon.
- Australian made quality.



Lashing Hooks - Nylon

Part No.	Description	Colour	Suits Loop (mm)
25178	Lashing Hook	Black	8
25178W	Lashing Hook	White	8

- Designed to take rope or elastic cord.
- Use countersunk screws.
- Nylon.



25178



25178W

Deck Eye/Hook - Plastic

Part No.	Description	Colour	Base (mm)	Max. Rope Ø (mm)	Mount Screws (mm)
35133	Deck Eye	White	34 x 11	11	4 c/s
35145	Deck Hook	White	34 x 11	11	4 c/s

- Durable construction.
- Non-corrosive.
- Impact resistant.
- U.V. stabilised nylon.



35133



35145

FixClips

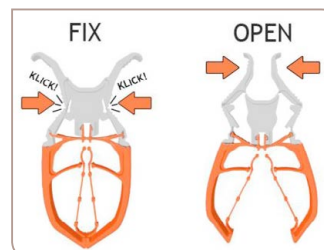
FixClips

Part No.	Description	Colour	Suits Rail Ø (mm)	Pack Qty
375900	FixClip	White/Orange	5-32	6
375902	FixClip	White/Orange	5-32	2

- Ideal for gripping onto pulpits, guardrails and life lines.
- Clothes line peg for boats.
- Double locking system.
- Storm-proof.
- Dry on the go.
- UV resistant.
- Swedish made quality.



GRIP-RANGE
5-32 mm



Tube Clips

Tube Clip - Nylon



Part No.	Description	Colour	Base (mm)	Height (mm)	Suits Tube	Mount Screws (mm)
35918	Tube Clips	Black	40 x 10	25	15	3
35918B	Tube Clips	Black	46 x 12	30	20	3
35919	Tube Clips	Black	50 x 12	35	25	3
35920	Tube Clips	Black	55 x 15	39	30	4
35922	Tube Clips	Black	77 x 15	50	40	5
35923	Tube Clips	Black	80 x 19	53	40-45	5
35143D	Tube Clips	White	22 x 17	36	25	3 c/s
35143C	Tube Clips	White	28 x 18	46	32	3 c/s
35143B	Tube Clips	White	34 x 18	54	38	4 c/s
35143A	Tube Clips	White	40 x 22	62	44	4 c/s

- Nylon tube clips with two fastening holes.
- Size is measured by outside diameter of tube.

Tube Clip - Folding Nylon



Part No.	Description	Colour	Suits Tube (mm)	Pack Qty
35925	Folding Tube Clip	Black	27-29	2
35926	Folding Tube Clip	Black	30-32	2

- Heavy duty nylon folding tube clip.
- Ideal for kayaks, tinnies plus many other applications.

Tube Clip - TPR



Part No.	Dimensions L x W x H (mm)	Material	Colour	Suits Tube (mm)	Pack Qty
35950	55 x 20 x 40	TPR	Black	19	2

NEW ENTRY

- Thermo-Plastic-Rubber tube clip.
- Suits **709640** and **709641** anchor light poles.



relaxn

Tube Clip - Open/Close Nylon



Open

Close



Part No.	Description	Colour	Suits Pipe (mm)
35930	Open / Close Pipe Clip	Black	20
35932	Open / Close Pipe Clip	Black	25
35934	Open / Close Pipe Clip	Black	32

- Nylon.



Stayput™ Fasteners - Canvas to Canvas

Part No.	Type	Colour	Tongue Material	Tongue Size (mm)	O.D. Ø (mm)
25200M	Single Canvas to Canvas	White	S/S	9	22
25202	Double Canvas to Canvas	White	Nylon	9	22
25202M	Double Canvas to Canvas	White	S/S	9	22

- Designed to attach overlapping sections of canvas.
- Secure rolled up openings in fabric covers or walls.
- Suits #4 eyelets.



25200M / 25202M

Stayput™ Fasteners - Horizontal

Part No.	Type	Base (mm)	Colour	Tongue Material	Tongue Size (mm)	Mount Screws (mm)
25204B	Single Horizontal	35 x 16	Black	Nylon	9	3 c/s
25204M	Single Horizontal	35 x 16	White	S/S	9	3 c/s
25204SS	Single Horizontal	35 x 16		S/S	9	3 c/s
25206M	Double Horizontal	35 x 16	White	S/S	9	3 c/s
25206SS	Double Horizontal	35 x 16		S/S	9	3 c/s

- Designed to attach fabric together to almost any solid structure.
- Suits #4 eyelets.
- Double stayput can accommodate two eyelets.



25204B



25204M / 25206M



25204SS / 25206SS

Stayput™ Fasteners - Vertical

Part No.	Type	Base (mm)	Colour	Tongue Material	Tongue Size (mm)	Mount Screws (mm)
25208	Single Vertical	35 x 16	White	Nylon	9	3 c/s
25208M	Single Vertical	35 x 16	White	S/S	9	3 c/s
25208SS	Single Vertical	35 x 16		S/S	9	3 c/s
25210	Double Vertical	35 x 16	White	Nylon	9	3 c/s
25210M	Double Vertical	35 x 16	White	S/S	9	3 c/s
25210SS	Double Vertical	35 x 16		S/S	9	3 c/s

- Designed to attach fabric together to almost any solid structure.
- Suits #4 eyelets.
- Double stayput can accommodate two eyelets.



25208



25208M



25208SS



25210



25210M



25210SS

Stayput™ Fasteners - Curved Adaptor Base

Part No.	Description	Colour	Suits Tube (mm)
25270	Curved Base suits Stayput	Black	22-25
25271	Curved Base suits Stayput	White	22-25

- Sturdy moulded plastic.
- One size fits all horizontal and vertical Stayput™ models.
- Ideal for use with Bimini covers or railing.



25270



25271

Stayput™ Fasteners - Pressclip



25201



25201B



25203



25203B

Flat Base					
Part No.	Type	Colour	Base Ø (mm)	Stud Ø (mm)	Mount Screws (mm)
25201	3 Piece Flat Base	White	16	18	5 r/h
25201B	3 Piece Flat Base	Black	16	18	5 r/h
Curved Base					
Part No.	Type	Colour	Base Ø (mm)	Suits Tube (mm)	Mount Screws (mm)
25203	Curved Base Only	White	16	25	4 r/h
25203B	Curved Base Only	Black	16	25	4 r/h

- Comprising of a Cap, Stud & Base, the New Stayput Press Clip is the corrosion free alternative to conventional metal press studs / durables.
- Designed primarily for marine use where fabric needs to be attached to a solid surface, but is also suitable for use in many other applications.
- All 3 components are manufactured entirely using UV stabilized nylon / acetal compounds and are available in black and white as standard.
- The cap & stud are installed in the fabric by simply squeezing the parts together through a 5mm hole.
- The base is fixed using either a 6g countersunk screw or a 3mm or 1/8" pop rivet.
- Totally corrosion free fastening solution.

Stayput™ Fasteners - Canvas to Canvas Joiners



25212



25214

Part No.	Description	Colour	Diameter Ø (mm)
25212	Canvas to Canvas Nut	White	16
25214	Wide Flange Screw with Nut	White	16

- The Canvas to Canvas Nut is to be used in conjunction with the flange screw to fasten 2 layers of fabric together in a semi permanent fashion, without the use of eyelets.

Saddles & Rings

Saddles - Webbing Nylon



Part No.	Description	Colour	Suits Webbing (mm)	Pack Qty
35149	Webbing Saddle	Black	25	2
35150	Webbing Saddle	Black	50	2

- Nylon.

Saddles - Bridge Eye Low Profile Nylon



Part No.	Description	Colour
35148	Bridge Eye Low Profile Saddles	Black

- For Securing lines.
- Durable black plastic.

Rings - Nylon



Part No.	Description	Colour	I.D. (mm)	O.D. (mm)	Pack Qty
35162	Nylon Ring	White	22	37	2
35164	Nylon Ring	White	28	46	2

- Nylon.
- Australian made quality.



Tonneau Bar Brackets - Nylon

Part No.	Description	Suits Bar (mm)
25113	Utility Tonneau Bar Brackets	10

- Nylon.



Parrel Bead - Nylon

Part No.	Description	Colour	Diameter Ø (mm)	Max Rope Ø (mm)	
35315B	Parrel Bead	Blue	31	6	NEW ENTRY
35315BLK	Parrel Bead	Black	31	6	
35315GRN	Parrel Bead	Green	31	6	
35315RED	Parrel Bead	Red	31	6	
35314B	Parrel Bead	Blue	40	8	NEW ENTRY
35314BLK	Parrel Bead	Black	40	8	NEW ENTRY
35314GRN	Parrel Bead	Green	40	8	NEW ENTRY
35314RED	Parrel Bead	Red	40	8	NEW ENTRY
35316B	Parrel Bead	Blue	25	5	NEW ENTRY
35316BLK	Parrel Bead	Black	25	5	NEW ENTRY
35316GRN	Parrel Bead	Green	25	5	NEW ENTRY
35316RED	Parrel Bead	Red	25	5	NEW ENTRY
35317B	Parrel Bead	Blue	20	5	NEW ENTRY
35317BLK	Parrel Bead	Black	20	5	NEW ENTRY
35317GRN	Parrel Bead	Green	20	5	NEW ENTRY
35317RED	Parrel Bead	Red	20	5	NEW ENTRY
35318B	Parrel Bead	Blue	16	4	NEW ENTRY

Part No.	Description	Colour	Diameter Ø (mm)	Max Rope Ø (mm)	
35318BLK	Parrel Bead	Black	16	4	NEW ENTRY
35318GRN	Parrel Bead	Green	16	4	NEW ENTRY
35318RED	Parrel Bead	Red	16	4	NEW ENTRY

- Used as rope stops or identification.
- Use on short strop to hold sails on to Gaff Rigs or cruising spinnaker tacks close to furling jib.
- Also known as Tie Balls.



Olive Clips

Part No.	Description	Colour	Suits Cord (mm)
35032	Olive Clip	Pink	4-5
35033	Olive Clip	Purple	5-6
35034	Olive Clip	Red	7-8

- Fully adjustable quick release "olive" clip made from bright coloured nylon.
- Adjusts easily and locks tight.
- Available in 3 different sizes.
- Use as a sail tie or other lashing applications.



35032



35033



35034

Deck Bush

Part No.	Description	Colour	Base (mm)	I.D. Ø (mm)	Cut Out Ø (mm)	Mount Screws (mm)	
35262A	Deck Bush	White	52 x 32	19	29	4 c/s	NEW ENTRY

- Impact resistant, U.V. stabilised Nylon.
- Provide chafe protection where lines pass through decks, bulkheads or spars.



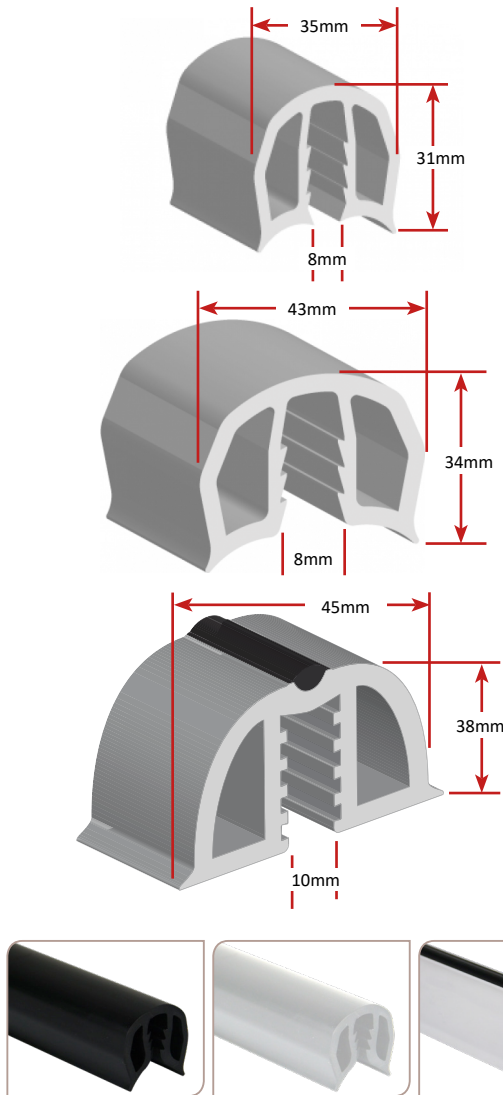
Fairlead - Deck Dead Eye Nylon

Part No.	Description	Colour	I.D. (mm)	Mount Screws (mm)	
35184	Deck Dead Eye Nylon Fairlead	White	8	4 c/s	NEW ENTRY

- Durable construction.
- Impact and abrasion resistant.
- U.V. stabilised nylon.



Gunwale - Moulding PVC

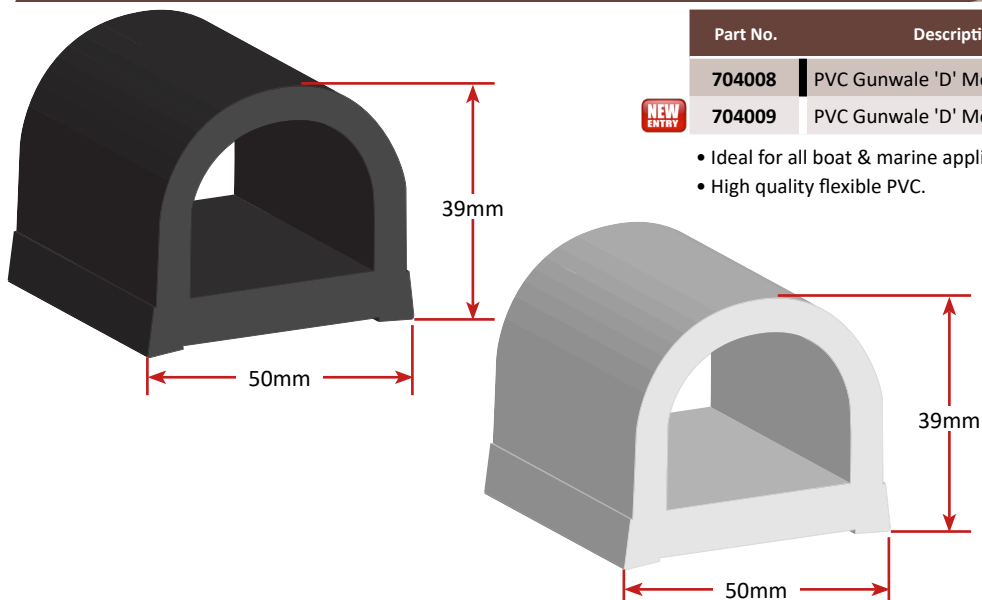


Part No.	Description	Colour	Size (mm)	Roll Length (m)
704002-12	PVC Gunwale Moulding	Black	35	12
704002-15	PVC Gunwale Moulding	Black	35	15
704002-20	PVC Gunwale Moulding	Black	35	20
704002-25	PVC Gunwale Moulding	Black	35	25
704002-50	PVC Gunwale Moulding	Black	35	50
704003-12	PVC Gunwale Moulding	White	35	12
704003-15	PVC Gunwale Moulding	White	35	15
704003-20	PVC Gunwale Moulding	White	35	20
704003-25	PVC Gunwale Moulding	White	35	25
704003-50	PVC Gunwale Moulding	White	35	50
704004-12	PVC Gunwale Moulding	Black	43	12
704004-15	PVC Gunwale Moulding	Black	43	15
704004-20	PVC Gunwale Moulding	Black	43	20
704004-25	PVC Gunwale Moulding	Black	43	25
704004-50	PVC Gunwale Moulding	Black	43	50
704005-12	PVC Gunwale Moulding	White	43	12
704005-15	PVC Gunwale Moulding	White	43	15
704005-20	PVC Gunwale Moulding	White	43	20
704005-25	PVC Gunwale Moulding	White	43	25
704005-50	PVC Gunwale Moulding	White	43	50
704006-12	PVC Gunwale Moulding	Black/White	45	12
704006-15	PVC Gunwale Moulding	Black/White	45	15
704006-20	PVC Gunwale Moulding	Black/White	45	20
704006-25	PVC Gunwale Moulding	Black/White	45	25
704006-50	PVC Gunwale Moulding	Black/White	45	90

- Ideal for all boat & marine applications.
- High quality flexible PVC.

NOTE: No cut lengths available. Sold in rolls only.

Gunwale - "D" Moulding PVC



NEW ENTRY

Part No.	Description	Colour	Size (mm)	Roll (m)
704008	PVC Gunwale 'D' Moulding	Black	50	50
704009	PVC Gunwale 'D' Moulding	White	50	50

- Ideal for all boat & marine applications.
- High quality flexible PVC.



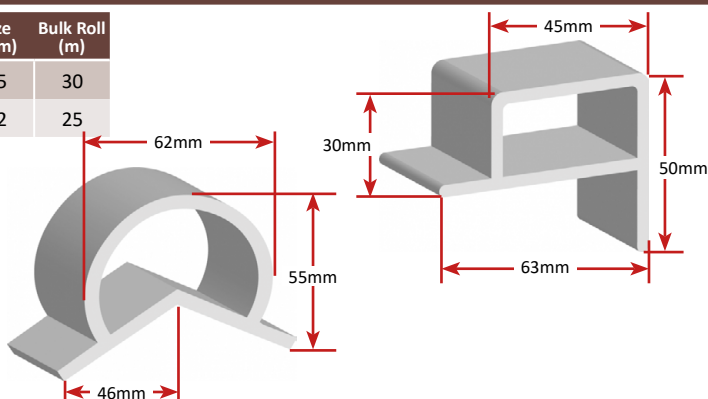
Pontoon - Edge PVC

Part No.	Description	Shape	Colour	Size (mm)	Bulk Roll (m)
704010	Pontoon Edge	Square	White	45	30
704012	Pontoon Edge	Round	White	62	25

- Ideal for all boat & marine applications.
- High quality flexible PVC.

NOTE: 704010 sold in 5m increments.

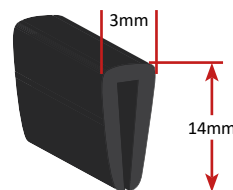
704012 sold in 25m rolls.



Edge Trim - Square PVC

Part No.	Description	Colour	Size (mm)	Roll (m)
704000	Square Edge Trim PVC	Black	3 x 14	50

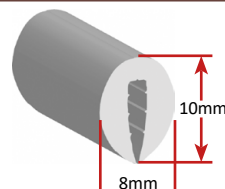
- Ideal for all boat & marine applications.
- High quality flexible PVC.



Edge Trim - Round PVC

Part No.	Description	Colour	Size (mm)	Roll (m)
704001	Round Edge Trim PVC	White	8 x 10	50

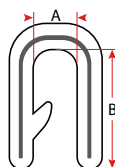
- Ideal for all boat & marine applications.
- High quality flexible PVC.



Edge Trim - PVC Aluminium

Part No.	Description	Colour	Edge Thickness A (mm)	Edge Depth B (mm)	Grip Retainer	Roll (m)
704030	Edge Trim PVC Aluminium	White	1.5 - 4	12	Single	50
704031	Edge Trim PVC Aluminium	Grey	1.5 - 4	12	Single	50
704032	Edge Trim PVC Aluminium	Black	1.5 - 4	12	Single	50
704034	Edge Trim PVC Aluminium	White	2.5 - 5.5	16	Single	50
704035	Edge Trim PVC Aluminium	Grey	2.5 - 5.5	16	Single	50
704036	Edge Trim PVC Aluminium	Black	2.5 - 5.5	16	Single	50

- Used to protect and enhance the edges of sharp edges, boats, forklifts, golf carts, helmets, truck cabs, fiberglass, computer cabinets, tractor cabs, ride-on mowers, machinery guard, sheet metal and playground equipment.
- Flexible PVC trim.
- Individual internal aluminium insert.
- Will not corrode.
- Single barb design locking the Edge Trim in place.
- UV stabilised.



relaxn

Edge Trim - PVC Steel


Part No.	Description	Size	Colour	Edge Thickness (mm)	Depth (mm)	Roll (m)
70400	PVC Lock Trim	Small	Black	1.5-4	14	50
70402	PVC Lock Trim	Small	White	1.5-4	14	50
70404	PVC Lock Trim	Large	Black	4-5.5	16.5	50
70406	PVC Lock Trim	Large	White	4-5.5	16.5	50

- Covers unfinished edges.
- Follows almost any contour or radius.
- Steel reinforced PVC to bead fibreglass or other materials.
- Semi-flexible high quality PVC.



Gunwale Caps & Rub Strakes

Gunwale Caps - Round Stainless Steel



Gunwale Round End Caps - Stainless Steel					
Part No.	Description	Type	Internal L x W x H (mm)	Mount Screws (mm)	Suits Gunwale (mm)
29261	Gunwale End Cap	Round	91 x 35 x 27.5	5 c/s	35
29263	Gunwale End Cap	Round	91 x 43 x 31.5	5 c/s	43

Gunwale Round Corner Caps - Stainless Steel					
Part No.	Description	Type	Internal L x W x H (mm)	Mount Screws (mm)	Suits Gunwale (mm)
29244	Gunwale Corner Cap	Round	95 x 34 x 27.5	5 c/s	35
29246	Gunwale Corner Cap	Round	95 x 43 x 31.5	5 c/s	43

- 316G stainless steel.
- Screw on.

Gunwale Caps - Round Nylon



Gunwale Round End Caps - Nylon						
Part No.	Description	Colour	Type	Internal L x W x H (mm)	Mount Screws (mm)	Suits Gunwale (mm)
NEW ENTRY 29230	Gunwale End Cap	Black	Round	70 x 35 x 25	4 c/s	35
NEW ENTRY 29232	Gunwale End Cap	White	Round	70 x 35 x 25	4 c/s	35
NEW ENTRY 29234	Gunwale End Cap	Black	Round	80 x 40 x 30	4 c/s	38-40
NEW ENTRY 29236	Gunwale End Cap	White	Round	80 x 40 x 30	4 c/s	38-40

Gunwale Round Corner Caps - Nylon						
Part No.	Description	Colour	Type	Internal L x W x H (mm)	Mount Screws (mm)	Suits Gunwale (mm)
NEW ENTRY 29231	Gunwale Corner Cap	Black	Round	70 x 35 x 25	4 c/s	35
NEW ENTRY 29233	Gunwale Corner Cap	White	Round	70 x 35 x 25	4 c/s	35
NEW ENTRY 29235	Gunwale Corner Cap	Black	Round	80 x 40 x 30	4 c/s	38-40
NEW ENTRY 29237	Gunwale Corner Cap	White	Round	80 x 40 x 30	4 c/s	38-40

- Nylon.
- Screw on.

Gunwale Caps - Angled Plastic



Gunwale Angled End Caps - Plastic						
Part No.	Description	Colour	Type	Internal L x W x H (mm)	Mount Screws (mm)	Suits Gunwale (mm)
29250	Gunwale End Cap	Black	Angled	80 x 42 x 32	4 c/s	38-40
29252	Gunwale End Cap	White	Angled	80 x 42 x 32	4 c/s	38-40

Gunwale Angled Corner Caps - Plastic						
Part No.	Description	Colour	Type	Internal L x W x H (mm)	Mount Screws (mm)	Suits Gunwale (mm)
29256	Gunwale Corner Cap	White	Angled	80 x 42 x 32	4 c/s	38-40
29258	Gunwale Corner Cap	Black	Angled	80 x 42 x 32	4 c/s	38-40

- ASA plastic.
- Screw on.

Rub Strakes - Stainless Steel



Part No.	Description	Length (mm)	Width (mm)	Mount Screws (mm)
29272	Stainless Steel Rub Strake	300	20	5 c/s
29274	Stainless Steel Rub Strake	460	20	5 c/s
29276	Stainless Steel Rub Strake	610	20	5 c/s

- 316G stainless steel.
- Screw on.



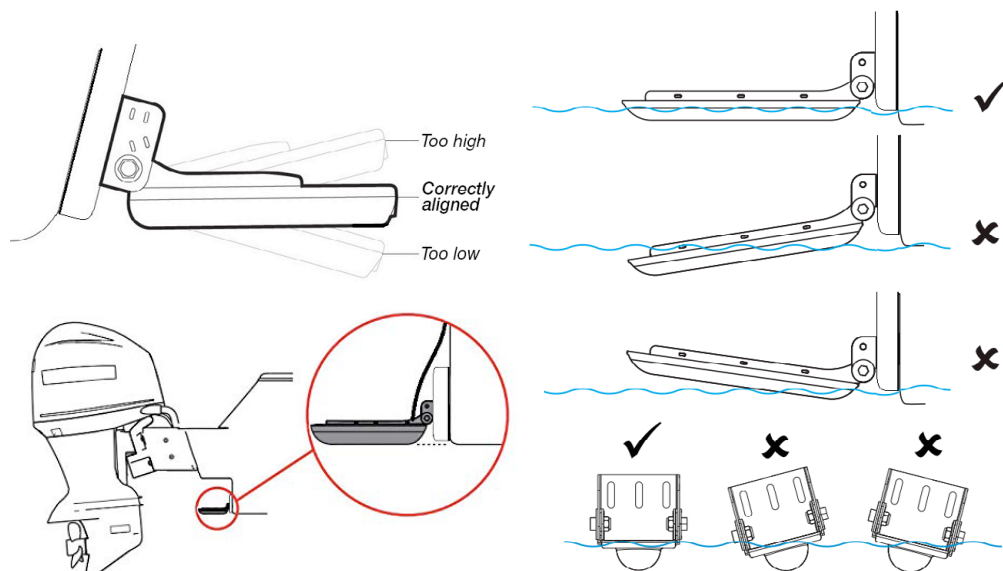

Stern Pads & Transom Boards

Stern Pads

Part No.	Description	For Transducers	Colour	Dimensions L x W x D (mm)	
36660	Standard Stern Pad	Standard	Black	114 x 89 x 19	NEW ENTRY
36662	Standard Stern Pad	Standard	White	114 x 89 x 19	NEW ENTRY
36664	Jumbo Stern Pad	3D Scan	Black	165 x 120 x 25	NEW ENTRY
36666	Jumbo Stern Pad	3D Scan	White	165 x 120 x 25	NEW ENTRY

- Stern Pad is a mounting block for transducers, LED lights, pumps, antennas, and other devices that can be attached to a boat.
- CNC machined from a specially treated synthetic plastic polymer.
- Save your transom and maintain your boats value by using a Stern Pad instead of drilling holes.
- Mount with 3M™ VBH™ adhesive tape to adhere to the hull without the use of screws.
- The adhesive has been rigorously tested and has passed a 10 year submersion test in saltwater.
- Maximum strength is 200kg for the standard stern pad, the jumbo size has twice the bonding area and is therefore twice as strong.
- Can be painted if desired.
- Includes site preparation materials, and 3 adhesive cable clips.
- Made in USA.

NOTE: Accessories should be attached to stern pad without drilling a pilot hole.



Transducers actually produce very little drag when installed correctly. The front profile of a modern transducer is slim and only a portion of the transducer should be in the water when the boat is on plane-- it should "skim" the water. This minimizes turbulence allowing accurate readings when the boat is underway.

Please reference the transducer mounting guidance from the leading transducer manufacturers shown above.

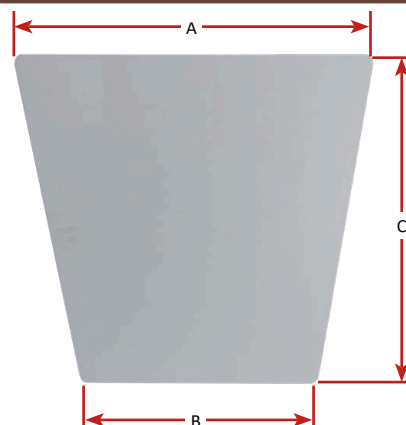


Transducer not included in kit

Transom Boards

Part No.	Description	Colour	Thickness (mm)	A (mm)	B (mm)	C (mm)	
94154	Transom Board	White	9.5	400	300	330	
94154-BULK	Transom Board White 9.5mm - 5 Pack						NEW ENTRY
94156	Transom Board	White	12.7	400	300	330	
94156-BULK	Transom Board White 12.7mm - 5 Pack						NEW ENTRY

- Stable UV and weather resistant.
- White polymer boat board.



Gator Patch



Part No.	Description	Size (mm)
NEW ENTRY 244118	Gator Patch	75 x 100
NEW ENTRY 244119	Gator Patch	150 x 225


- Perfect in or out of the water!
- Provides a permanent solution for boats, kayaks, canoes, tanks, plumbing, and more.
- UV Cure Fiberglass Reinforced Repair Patch.
- Watertight and impenetrable.
- Cures with standard UV light in less than an hour.
- Can be drilled, tapped, sanded, or painted after curing.
- Great on fiberglass, aluminium or plastic.
- Mouldable around flat or curved areas, dents, joints, or angles.
- Made in the USA from the highest quality materials.



GatorSkins Non Skid



Part No.	Description	Colour	Size (mm)	Pattern
NEW ENTRY 244114	GatorSkins Non Skid	Black	100 x 406	Grit
NEW ENTRY 244115	GatorSkins Non Skid	Light Grey	100 x 406	Grit



- Perfect Non-Skid in or out of the water!
- Great for Watercraft, Motorhomes, Trailers, Golf Carts, Jet Skis, Stairs, Running boards, ATV's and more!
- 70% Recycled Materials.
- Grit Non Skid Patterns.
- Uses exclusive 3M KeelShield® adhesive.
- No curing time – No peeling or lifting edges.
- Superior UV Stability & Lifespan.
- Made in the USA from the highest quality materials.







Bow Protectors BowShield

Part No.	Description	Length (mm)	Width (mm)
244010	Stainless Steel BowShield Protector Small	165	152
244011	Stainless Steel BowShield Protector Medium	190	228

- Protects the bow area from docks, trailer stops and bow rollers.
- Covers existing scratches and creates a custom look.
- Constructed of strong and durable marine grade mirror finish stainless steel.
- Pre-creased centre line for easy bending and fitting.
- Easy to apply with the included urethane adhesive for a permanent installation.
- 3 year warranty for the original purchaser.
- Made in the USA.





Bow Protectors KeelShield

Part No.	Description	Colour	Length	Width (mm)	Craft Type	Suits Boat Length (ft)
244005	Gator KeelShield	White	1520mm (5ft)	127	All Boats	to 14
244006	Gator KeelShield	White	1829mm (6ft)	127	All Boats	15-16
244106	Gator KeelShield	Black	1829mm (6ft)	127	All Boats	15-16
244007	Gator KeelShield	White	2133mm (7ft)	127	All Boats	17-18
244107	Gator KeelShield	Black	2133mm (7ft)	127	All Boats	17-18
244009	Gator KeelShield	White	2743mm (9ft)	127	All Boats	22-24
244012	Gator KeelShield	White	3657mm (12ft)	127	All Boats	29-30

- Guards while beaching against sand, rocks & concrete ramps.
- Adheres 4 x stronger and has 4 x the abrasion resistance of other brands!
- Prevents gelcoat or fibreglass repairs.
- A revolutionary marine product, it is made of urethane with uv-inhibitors
- No down time, a peel and stick application, use your boat right away.
- Works on fibreglass, most aluminium and even treated wood.
- Comes ready to install complete with the strongest and thickest 3M Marine adhesive systems available. Installation instructions supplied.
- Enhances performance by adding directional stability on all boats and improving water flow to the impeller on jet-driven watercraft.
- Made in the USA from the highest quality materials.

NOTE: Gator Keel Shield can **NOT** be used with keel rolled trailers.






Pop-up Ski Tows are designed with the strength to handle most tow sport activities. The single post design conceals neatly away into the deck when not in use and is activated with a single locking feature for easy conversion into the ski ready position.

The Ski Tow stores flush, and with a push of the latch pops up, then automatically locks in the up position until you unlatch it again.

SkiTow - Pop-Up

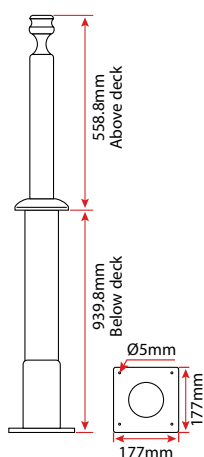
	Part No.		Below Deck		Above Deck		Deck plate size	Mounting	Cut Out	Mount
	(mm)	(in)	(mm)	(in)	L x W x T (mm)	Plate Size	L x W (mm)	Ø (mm)	Screws	
	293415	939.8	37	558.8	22"	150 x 85 x 7	177 x 177	70	1/4"	

**NEW
ENTRY**


- Conceals neatly away when not in use.
- Single locking feature.
- Automatically locks in place.
- Aircraft aluminium pylon with satin anodised finish.
- Safety spring and nylon bushing for slow glide retraction.
- Designed for 725kg (1600lbs) static load.
- Requires 1/4" BSW screw to mount to the deck.
- 2 year warranty.

NOTE: Mounting screws not included.

For expressions of interest, please call our sales team.




BSW screw mounting brackets



LENCO

Marine Electric TRIM TAB KIT

Solutions



WE MAKE THE BEST BOATS BETTER!

Make Your Boat Ride Smoother, Drier, Faster and Increase Safety

Trim tabs make the single most important difference in the way your boat rides and performs. They are optional on some boats but should be as standard as power trim and tilt.

Lenco trim tabs make your boat ride smoother, drier, faster, more fuel efficient and increase safety, whether on a small runabout or a mega-yacht.

Lenco's ballscrew design is more reliable, three times more powerful and features an instant response, which makes them very user friendly compared to typical hydraulics. Lenco trim tabs are oil-free and environmentally friendly.

FEATURES

- ▶ Softer, Smoother, Safer ride.
- ▶ Lenco Electric Actuators react instantaneously unlike hydraulic tabs.
- ▶ Fuel savings.
- ▶ Can be installed on any boat with any engine.
- ▶ Easy retrofit to boats with hydraulic tabs.
- ▶ Fast and easy installation.



PRODUCT
CERTIFIED



PLUG
& PLAY



ECO
FRIENDLY



FUEL
EFFICIENT



Lenco™ Trim Tab Features

Make Your Boat Ride Smoother, Drier, Faster and Increase Safety

Trim tabs make the single most important difference in the way your boat rides and performs. They are optional on some boats but should be as standard as power trim and tilt.

Lenco trim tabs make your boat ride smoother, drier, faster and with increased safety whether on a small runabout or a mega-yacht. Lenco's ballscrew design is more reliable, three times more powerful and features an instant response, which makes them very user friendly compared to typical hydraulics.

Lenco trim tabs are oil-free and environmentally friendly. When choosing the correct Trim Tabs for your boats application, firstly determine what size plates suit your size of boat then how much transom height clearance you have, this will determine whether you need a standard mount or edge mount plates.



KEY TRIM TAB FEATURES:

- ▶ Softer, Smoother, Safer ride.
- ▶ Lenco Electric Actuators react instantaneously unlike hydraulic tabs.
- ▶ Fuel savings.
- ▶ Can be installed on any boat with any engine.
- ▶ Easy retrofit to boats with hydraulic tabs.
- ▶ Fast and easy installation.



PRODUCT
CERTIFIED



PLUG
& PLAY



ECO
FRIENDLY



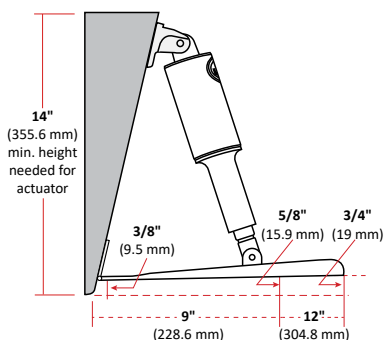
FUEL
EFFICIENT



Trim Tab Options

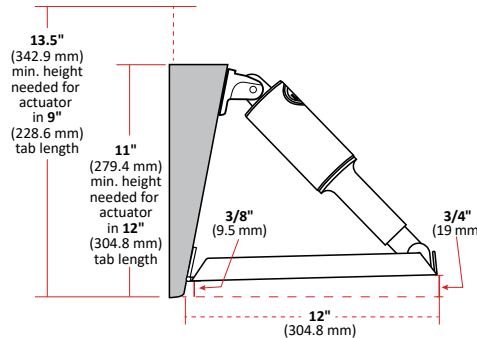
Standard Mount

Standard Mount Trim tab is perfect for boats with a standard or high transom requiring a maximum height of 14" (356mm) to mount the actuator.



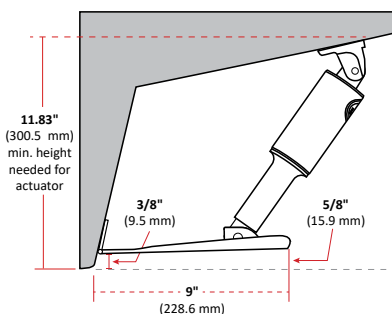
Edge Mount

The Edge Mount Trim tab is perfect for boats with a low transom requiring a maximum height of only 11" (279.4 mm) to mount the actuator.



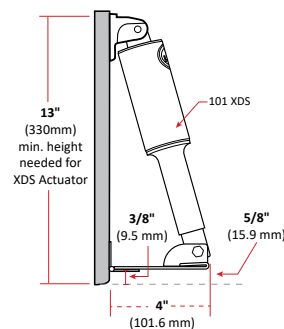
Reverse Mount

The Reverse Mount Trim Tab has a short ram, perfect where space is limited or swim platform is in place.



Limited Space Mount

Engineered to fit behind ladders. This unique design gives you all the benefits of a standard tab in an ultra compact design.

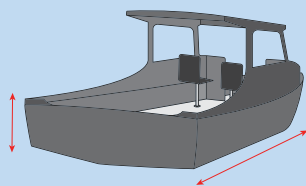




Selecting the Right Trim Tab Kit in 3 Easy Steps

1

Before You Start



There are a few things you need to know Before You Start

1. What is the length of the boat?
2. What is the height of installation on the transom?
3. Are there any obstructions on the transom ie. Swim Platform/Ladders etc?

2

Select The Correct Trim Tab

Standard Mount	Edge Mount	Limited Space	Reverse Mount	Tapered Plate	Super Strong
The Standard Mount Trim Tab is perfect for boats with a standard or high transom requiring a maximum height of 14" (356mm) to mount the actuator.	The Edge Mount Trim tab is perfect for boats with a low transom requiring a maximum height of only 11" (280mm) to mount the actuator.	Engineered to fit behind ladders. This unique design gives you all the benefits of a standard tab in an ultra compact design.	The Reverse Mount Trim Tab has a short ram, perfect where space is limited or swim platform is in place.	The upgraded trim blades with heavy-duty hinge pin makes these Performance Trim Tab Kits a cut above the base level Lenco Standard Mount Kits.	The Super Strong Trim Tab is design is for sport fishing, large cruising and commercial vessels. This series has a completely flat blade design which reduces spray giving you a clean, dry ride. Boat lengths 35' (10.6m) to 60' (18.3m).
Boat Length 4.3M to 13.4M	Boat Length 4.3M to 13.4M	Boat Length 4.3M to 7.6M	Boat Length 5M to 8M	Boat Length 5.8M to 10.4M	Boat Length 10M to 18M
Requires Installation height 14" (356mm) or more	Requires Installation height 11" (280mm) or more	Requires Installation height 13" (330mm) or more	Requires Installation height 12" (305mm) or more	Requires Installation height 11" (280mm) or more	

3

Selecting A Switch

Double Rocker Switch



- No auto retract.
- Carling double rocker switch.
- 12/24 volt.
- Plug and play Deutsch connectors.
- 36" power pigtail and mounting hardware.
- Installation hardware included.
- Does not require control box.

Standard Tactile Switch



- Built-in auto retract.
- 12/24 volt.
- Waterproof key pad and solid state control box with waterproof plug and play Deutsch connectors.
- 36" power pigtail for control box.

LED Indicator Tactile Switch



- Built-in auto retract.
- 12/24 volt.
- LED indicator displays the exact position of your trim tabs, Auto brightness adjusting.
- Self check feature.
- Waterproof key pad and solid state control box with waterproof plug and play Deutsch connectors, backlit.
- 36" power pigtail for control box.

LED Indicator Tactile Switch For Dual Actuators



- For Dual Actuators per plate.
- Built-in auto retract.
- 12/24 volt.
- LED indicator displays the exact position of your trim tabs, Auto brightness adjusting.
- Self check feature.
- Waterproof key pad and solid state control box with waterproof plug and play Deutsch connectors, backlit.
- 36" power pigtail for control box.

NOTE:* Suits super strong with dual actuators

Trim Tab Kits - Standard Mount

Part No.	Description	Switch Kit	Volts (V)	Size L x W (in)	Size L x W (mm)	Hinge Height (mm)	Min Transom Height (mm)	Approx Boat Length (Mtr)	Finish
----------	-------------	------------	-----------	-----------------	-----------------	-------------------	-------------------------	--------------------------	--------

Without Switch Option

55430	Standard Mount Trim Tab	Not Incl	12	9 x 9	228 x 228	51	356	4.3 - 5.5	Matte
55432	Standard Mount Trim Tab	Not Incl	12	9 x 12	228 x 305	51	356	4.9 - 7.6	Matte
55434	Standard Mount Trim Tab	Not Incl	12	9 x 18	228 x 457	51	356	6.7 - 9.2	Matte
55436	Standard Mount Trim Tab	Not Incl	12	9 x 24	305 x 610	25	356	7.9 - 12.2	Matte
55440	Standard Mount Trim Tab	Not Incl	12	12 x 12	305 x 305	51	356	5.2 - 9.2	Matte
55442	Standard Mount Trim Tab	Not Incl	12	12 x 18	305 x 457	51	356	7.9 - 11.0	Matte
55444	Standard Mount Trim Tab	Not Incl	12	12 x 24	305 x 610	25	356	9.1 - 13.4	Matte

① Double Rocker Switch Option

55410	Standard Mount Trim Tab & Double Rocker Switch Kit	Double Rocker	12	9 x 9	228 x 228	51	356	4.3 - 5.5	Matte
55412	Standard Mount Trim Tab & Double Rocker Switch Kit	Double Rocker	12	9 x 12	228 x 305	51	356	4.9 - 7.6	Matte

② Standard Tactile Switch Option

55420	Standard Mount Trim Tab & Standard Tactile Switch Kit	Standard Tactile	12	9 x 9	228 x 228	51	356	4.3 - 5.5	Matte
55424	Standard Mount Trim Tab & Standard Tactile Switch Kit	Standard Tactile	12	9 x 12	228 x 305	51	356	4.9 - 7.6	Matte

③ LED Indicator Tactile Switch Option

55422	Standard Mount Trim Tab & LED Indicator Switch Kit	LED Indicator	12	9 x 9	228 x 228	51	356	4.3 - 5.5	Matte
-------	--	---------------	----	-------	-----------	----	-----	-----------	-------

③ LED Indicator Tactile Switch Option - Electro Polished Trim Tabs

55493	Standard Mount Trim Tab with Electro Polished Plates & LED Indicator Switch Kit	LED Indicator	12	9 x 9	228 x 228	51	356	4.3 - 5.5	Electro Polished
55494	Standard Mount Trim Tab with Electro Polished Plates & LED Indicator Switch Kit	LED Indicator	12	9 x 12	228 x 305	51	356	4.9 - 7.6	Electro Polished
55495	Standard Mount Trim Tab with Electro Polished Plates & LED Indicator Switch Kit	LED Indicator	12	12 x 12	305 x 305	51	356	5.2 - 9.2	Electro Polished

① Double Rocker Switch



- Carling double rocker switch.
- 12/24 volt.
- Plug and play Deutsch connectors.
- 36" power pigtail and mounting hardware.
- Installation hardware included.
- Does not require control box.

② Standard Tactile Switch



- Built-in auto retract.
- 12/24 volt.
- Waterproof key pad and solid state control box with waterproof plug and play Deutsch connectors.
- 36" power pigtail for control box.

③ LED Indicator Tactile Switch



- Built-in auto retract.
- 12/24 volt.
- LED indicator displays the exact position of your trim tabs, Auto brightness adjusting.
- Self check feature.
- Waterproof key pad and solid state control box with waterproof plug and play Deutsch connectors, backlit.
- 36" power pigtail for control box.

Standard Mount Trim Tab Kits:

- 2 x Standard Mount Plates, 12 Gauge (2.7mm) - 304G stainless steel with a 5/8" flared trailing edge and 3/8" diameter hinge pin.
- 2 x 12 volt 101 actuators with 1.8m cable and Deutsch connectors.
- 2 x actuator extension wiring harness (6m) with Deutsch connectors.
- 1 x set of stainless steel fasteners.
- 2 x upper mounting bracket with gland seal.
- 2 x lower mounting bracket.
- Lenco owner's installation manual.
- 5 Year Warranty (Recreational Use).

NOTE: 24 Volt Option Available.

*All standard mount trim tabs kits are supplied in retail packages






Trim Tab Kits - Edge Mount

Part No.	Description	Switch Kit	Volts (V)	Size L x W (in)	Size L x W (mm)	Hinge Height (mm)	Min Transom Height (mm)	Approx Boat Length (Mtr)	Finish
----------	-------------	------------	-----------	-----------------	-----------------	-------------------	-------------------------	--------------------------	--------

Without Switch Option



	55460	Edge Mount Trim Tab Kit	Not Incl	12	12 x 9	305 x 228	51	279	4.2 - 5.4	Matte
	55458	Edge Mount Trim Tab Kit	Not Incl	12	9 x 12	228 x 305	51	343	4.9 - 7.6	Matte
	55462	Edge Mount Trim Tab Kit	Not Incl	12	12 x 12	305 x 305	51	279	5.1 - 9.1	Matte



2 Standard Tactile Switch Option

	55427	Edge Mount Trim Tab & Standard Tactile Switch Kit	Standard Tactile	12	12 x 9	305 x 228	51	279	4.9 - 7.6	Matte
	55417	Edge Mount Trim Tab & Standard Tactile Switch Kit	Standard Tactile	12	12 x 12	305 x 305	51	279	5.2 - 9.2	Matte

3 LED Indicator Tactile Switch Option - Electro Polished Trim Tabs

	55496	Edge Mount Trim Tab & LED Indicator Switch Kit - With Electro Polished Plates	LED Indicator	12	12 x 9	305 x 228	51	279	4.9 - 7.6	Electro Polished
	55497	Edge Mount Trim Tab & LED Indicator Switch Kit - With Electro Polished Plates	LED Indicator	12	12 x 12	305 x 305	51	279	5.2 - 9.2	Electro Polished



1 Double Rocker Switch



- Carling double rocker switch.
- 12/24 volt.
- Plug and play Deutsch connectors.
- 36" power pigtail and mounting hardware.
- Installation hardware included.
- Does not require control box.

2 Standard Tactile Switch



- Built-in auto retract.
- 12/24 volt.
- Waterproof key pad and solid state control box with waterproof plug and play Deutsch connectors.
- 36" power pigtail for control box.

3 LED Indicator Tactile Switch



- Built-in auto retract.
- 12/24 volt.
- LED indicator displays the exact position of your trim tabs, Auto brightness adjusting.
- Self check feature.
- Waterproof key pad and solid state control box with waterproof plug and play Deutsch connectors, backlit.
- 36" power pigtail for control box.

Edge Mount Trim Tab Kit:

- 2 x Edge Mount Plates, 12 Gauge (2.7mm) - 304G stainless steel with 1" turned up edges and a 5 degree taper on both sides to the trailing edge and 1/8" diameter hinge pin.
- 2 x 12 volt 101 actuators with 1.8m cable and Deutsch connectors.
- 2 x actuator extension wiring harness (6m) with Deutsch connectors.
- 1 x set of stainless steel fasteners.
- 2 x upper mounting bracket with gland seal.
- 2 x lower mounting bracket.
- Lenco owner's installation manual.
- 5 Year Warranty (Recreational Use).

NOTE: 24 Volt Option Available.

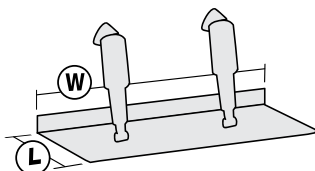
*All standard mount trim tabs kits are supplied in retail packages



Trim Tab Super Strong Dual Actuator

Trim Tab Kit - Super Strong Dual Actuator

Part No.	Series	Recommend Switch Kit	Volts (V)	Size L x W (in)	Size L x W (mm)	Hinge Height (mm)	Min. Transom Height (mm)	Approx Boat Length (Mtr)	Finish
55478	Super Strong Dual Actuator	55633	12	16 x 24	406 x 610	50	356	10 - 15	Matte
55476	Super Strong Dual Actuator	55633	12	16 x 30	406 x 762	50	356	12 - 18	Matte
55472	Super Strong Dual Actuator	55633	24	16 x 30	406 x 762	50	356	12 - 18	Matte
55473	Super Strong Dual Actuator	55633	12	16 x 36	406 x 914	50	356	13.7 - 21.3	Matte



• Super Strong design is for sport fishing, large cruising and commercial vessels. This series has a completely flat blade design which reduces spray giving you a clean, dry ride. Boat lengths 35' (10.6m) to 60' (18.3m).

Kit Includes:

- 2 x Super Strong Standard Mount Plates, 7 Gauge (4.6mm thick) laser cut 304G stainless steel with 3/8" (9.5 mm) diameter hinge pin.
- 4 x 101XD Extreme Duty Actuators with 1.8m cable and Deutsch connectors.
- 1 x Set of stainless steel fasteners.
- 4 x Upper mounting bracket with gland seal.
- 4 x XD lower mounting bracket.
- 2 x Zinc anodes.
- Lenco owner's installation manual.
- Compliance: CE Certified .
- 5 Year Warranty (Recreational Use).



NOTE: * Switches sold separately, use **55633** switch kit.

Actuator extension harnesses not in kits, must be purchased separately (4 required), 20Ft or 32Ft length are available. 24 Volt Option Available.



4.6mm Heavy-Duty Plate



XD Lower Mounting Brackets



Anode Installed In The Centre



Trim Tab Limited Space & Super Strong

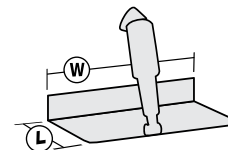
Trim Tab Kit - Limited Space

Part No.	Series	Switch	Volts (V)	Size L x W (in)	Size L x W (mm)	Hinge Height (mm)	Min. Transom Height (mm)	Approx Boat Length (Mtr)	Finish
55415	Limited Space	Not Incl	12	4 x 12	101 x 305	51	330	5 - 8	Electro Polished

Kit Includes:

- 2 x 12 volt XDS actuators with 1.8m cable and Deutsch connectors.
- 2 x actuator extension wiring harness (6m) Deutsch connectors.
- 2 x stainless steel electropolished, limited space plates.
- 1 x set of stainless steel fasteners.
- 2 x upper mounting bracket with gland seal.
- 2 x XD lower mounting bracket.
- Compliance: CE Certified .
- 5 Year Warranty (Recreational Use).

NOTE: Switch kits sold separately.



Installed behind ladder



Trim Tab Kit - Super Strong


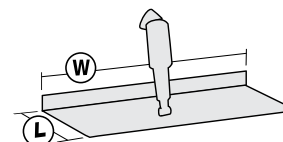
Part No.	Series	Switch Kit	Volts (V)	Size L x W (in)	Size L x W (mm)	Hinge Height (mm)	Min. Transom Height (mm)	Approx Boat Length (Mtr)	Finish
55470	Super Strong Single Actuator	No Switch	12	12 x 30	305 x 762	50	356	9.1 - 14.6	Matte

Kit Includes:

- 2 x 12 volt XD actuators with 1.8m cable and Deutsch connectors.
- 2 x stainless steel super strong plates (4.6mm thick).
- 1 set of stainless fasteners.
- 2 x upper mounting bracket with gland seal.
- 2 x XD lower mounting bracket.
- 2 x zinc anodes.
- Installation manual.
- Compliance: CE Certified .
- 5 Year Warranty (Recreational Use).

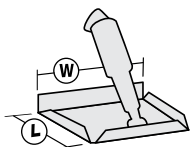
NOTE:* Switches sold separately.

Actuator extension harnesses not in kits, must be purchased separately (2 required).



Trim Tab Kit - Tapered Plate

Part No.	Series	Switch	Volts (V)	Size L x W (in)	Size L x W (mm)	Hinge Height (mm)	Min. Transom Height (mm)	Approx Boat Length (Mtr)	Finish
55469	Tapered Plate	Not Incl	12	16 x 12	406 x 305	51	279	5.8 - 10.4	Electro Polished



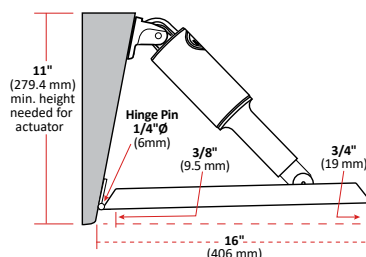
- The upgraded trim blades with heavy-duty hinge pin makes these Performance Trim Tab Kits a cut above the base level Lenco Standard Mount Kits.
- Plates are Electropolished 12 gauge - 304G Stainless Steel with 1" turned up edges with an 85 degree inside taper and 1/4" diameter hinge pin.
- Equipped with a fast response electric actuators for precise control.
- Fully submersible with all Plug and Play Deutsch connections.
- The actuators mount at the trailing edge of the blades.
- Compliance: CE Certified .
- 5 Year Warranty (Recreational Use).

Kit Includes:

- 2 x 12 gauge stainless steel Electropolished trim tab blades.
- 2 x 101 actuators with 6' lead and Deutsch plugs.
- 2 x 20' actuator extension wiring harnesses.
- 2 x Upper mounting bracket with gland seal.
- 2 x Lower mounting bracket.
- Standard Actuators with 5/8" Stainless Steel bolts.

NOTE: Switch kits sold separately.

24 Volt Option Available.



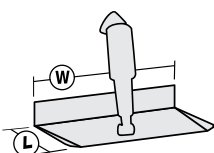
1/4" Hinge Pin Diameter

85° Inside Taper



Trim Tab Kit - Reverse Mount

Part No.	Series	Switch	Volts (V)	Size L x W (in)	Size L x W (mm)	Hinge Height (mm)	Min. Transom Height (mm)	Approx Boat Length (Mtr)	Finish
55498	Reverse Mount	Not Incl	12	9 x 12	229 x 305	54	300	5 - 8	Electro Polished

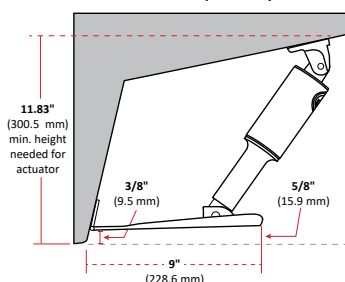


- The reverse mount trim tab has a short ram, perfect where space is limited on the transoms or reverse if there is a swim platform.
- The actuator can be installed on the underside of a swim platform and does not impede tab movement (as seen in Diagram A).
- Lenco Electric Trim Tab Kits make your boat ride smoother, drier, faster and with increased safety whether on a small boat or a large yacht. The Lenco ballscrew design is more reliable, three times more powerful and features an instant response, which makes them very user friendly compared to typical hydraulics.
- Plates 12 gauge - 304G stainless steel and 1/4" diameter hinge pin.
- Equipped with a fast response electric actuators for precise control.
- Fully submersible with all Plug and Play Deutsch connections.
- Compliance: CE Certified .
- 5 Year Warranty (Recreational Use).

Kit Includes:

- 2 x 12 gauge stainless steel trim tab blades L 9" x W 12".
- 2 x 101XDS actuators with 6' lead and Deutsch plugs.
- 2 x 20' actuator extension wiring harnesses.
- 2 x Upper mounting bracket with gland seal.
- 2 x XD lower mounting bracket.
- All necessary stainless steel mounting hardware.

NOTE: Switch kits sold separately. 12 Volt only.



Trim Tab Kit - Bennett to Lenco Retrofit Conversion Kit

Part No.	Description	Volts (V)	Switch
55500	Conversion Kit with Standard Switch Kit	12	55630
55501	Conversion Kit with LED Switch Kit	12/24	55632
55502	Conversion Kit with LED Switch Kit	24	55632

Convert From Hydraulic to Electric - 12 or 24-Volt Actuators
Bennett Hydraulic-to-Lenco Electric Conversion and Performance Upgrade Kits are designed as a direct replacement for the Bennett hydraulic power unit (HPU) on systems using Bennett 4-ring standard trim tab actuators.

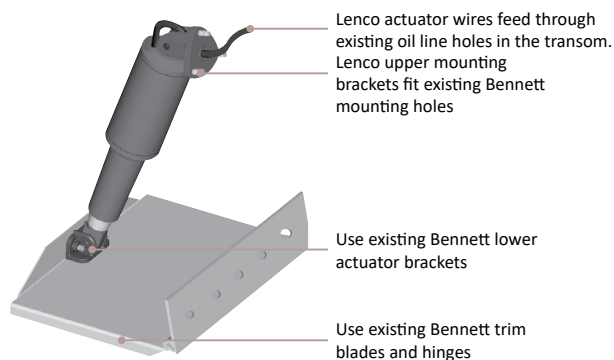
The simple Bennett Retrofit Kits include everything necessary to upgrade your current boat without drilling or filling. You simply discard the hydraulic pump unit and the two Bennett cylinders. Connect the new actuator wiring to the existing harness (jumper wires are included for attaching to current switch). Complete installation instructions are included.

- Easy Installation just 4 simple steps (Please refer to instruction manual).
- Fuel Efficient.
- Compatibility: Any Boat.
- Made in U.S.A.
- Compliance: CE Certified .
- 5 Year Warranty (Recreational Use).

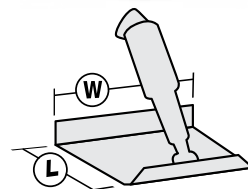
LED Indicator Tactile Switch
Either 12 or 24V Conversion .

Kit includes:

- 2 x 101 Actuators with 1.8m cable (choose 12V or 24V Kit).
- 2 x Upper mounting bracket with gland seal (fits on to existing mounting holes).
- Use existing Bennett plates.
- Use existing lower mount brackets.
- Selected switch kit.



THREE SIMPLE STEPS TO BETTER TRIM TAB PERFORMANCE



55630



55632



Trim Tab Switch Kit - Double Rocker



Part No.	Description	Volts (V)	Suits
55533	Double Rocker Tactile Switch Kit	12/24	Single Actuator

- No auto retract.
- Carling double rocker switch.
- Suits Lenco plate kits with single actuator per plate.
- Compliance: CE Certified .
- 5 Year Warranty (Recreational Use).

Kit Includes:

- Carling Double Rocker Switch.
- Deutsch Connectors.
- 36" (91.4cm) Power Pigtail.
- Installation hardware included.

NOTE: Does not require control box.



Trim Tab Switch Kit - Standard Integrated



Part No.	Description	Volts (V)	Suits
55630	Standard Integrated Switch Kit (Single)	12/24	Single Actuator

- All in one.
- Simple, quick, plug and play installation.
- Instant response.
- Built-in retractor.
- Low profile design.
- Self-contained key pad with waterproof Plug & Play Deutsch connectors.
- Suits Lenco plate kits with single actuator per plate.
- 2-1/4" (52.4mm) hole cut-out size, overall key pad size of 2.75" x 2.75"
- 4.08" (104mm) clearance required from the back of the key pad's mounting location.
- Wiring harness length 30" (76.2 cm) from the back of the switch bezel.
- 36" (91.4cm) Power Pigtail.
- Compliance: CE Certified .
- 5 Year Warranty (Recreational Use).




Trim Tab Switch Kit - LED Indicator Integrated




Part No.	Description	Volts (V)	Suits
55632	LED Integrated Switch Kit (Single)	12/24	Single Actuator

- All in one.
- Simple, quick, plug and play installation.
- Instant response.
- Built-in retractor.
- Low profile design.
- Self-contained key pad with waterproof Plug & Play Deutsch connectors.
- Suits Lenco plate kits with single actuator per plate.
- 2 high-intensity LED Indicator displays show the exact position of your trim tabs at all times.
- Wiring harness length 30" (76.2 cm) from the back of the switch bezel.
- 2-1/4" (52.4mm) hole cut-out size, overall key pad size of 2.75" x 2.75"
- 4.08" (104mm) clearance required from the back of the key pad's mounting location.
- 36" (91.4cm) Power Pigtail.
- Photo Eye for optimum viewing in all light conditions.
- Backlit key pad for optimum viewing at night.
- Self-Check feature
- Compliance: CE Certified .
- 5 Year Warranty (Recreational Use).





Trim Tab Switch Kit - LED Indicator Integrated Dual Actuator



Part No.	Description	Volts (V)	Suits
 55633	LED Integrated Switch Kit (Dual)	12/24	Dual Actuators



- All in one.
- Simple, quick, plug and play installation.
- Instant response.
- Built-in retractor.
- Low profile design.
- Self-contained key pad with waterproof Plug & Play Deutsch connectors.
- Suits Lenco plate kits with dual actuator per plate.
- 2 high-intensity LED Indicator displays show the exact position of your trim tabs at all times.
- Wiring harness length 30" (76.2 cm) from the back of the switch bezel.
- 2- $\frac{1}{16}$ " (52.4mm) hole cut-out size, overall key pad size of 2.75" x 2.75"
- 4.08" (104mm) clearance required from the back of the key pad's mounting location.
- 36" (91.4cm) Power Pigtail.
- Photo Eye for optimum viewing in all light conditions.
- Backlit key pad for optimum viewing at night.
- Self-Check feature
- Compliance: CE Certified .
- 5 Year Warranty (Recreational Use).



Trim Tab Switch Kit - LED Indicator - 2 Piece Kit

Part No.	Description	Volts (V)	Suits
 55642	LED Integrated Switch Kit (Single)	12/24	Single Actuator
 55643	LED Integrated Switch Kit (Double)	12/24	Double Actuator
55628	Replacement Control Box suits 55642		
55629	Replacement LED Key Pad suits 55642 and 55643		



- Simple, quick, plug and play installation.
- Instant response.
- Built-in retractor.
- Self contained, solid state control box with waterproof plug & play Deutsch connectors.
- Suits Lenco plate kits with a single actuator per plate.
- Self-Check feature
- Compliance: CE Certified.
- For use when the one piece switch length is too long.
- 5 Year Warranty (Recreational Use).



Trim Tab Flybridge Switch Kits



Part No.	Description	Volts (V)	Suits
55544	Flybridge Kit for Standard Integrated Switch Kits	12/24	Single Actuator

- Add a second station key pad to your NEW Integrated Tactile Switch by plugging into the existing harness.
- Compliance: CE Certified .
- 5 Year Warranty (Recreational Use).
- Suits Lenco plate kits with single actuator per plate.

Kit Includes:

- 20' shielded wire Harness (6.1m).
- Standard key pad.

NOTE: Flybridge kit is only compatible with the new integrated standard tactile switch kits.



Trim Tab Flybridge LED Switch Kits



Part No.	Description	Volts (V)	Suits
55546	Flybridge Kit LED 20' (6.1m)	12/24	Single / Dual Actuator
55548	Flybridge Kit LED 40' (12.2m)	12/24	Single / Dual Actuator

- Add a second station key pad to your NEW Integrated Tactile Switch by plugging into the existing harness.
- Compliance: CE Certified .
- 5 Year Warranty (Recreational Use).
- Suits Lenco plate kits with single or dual actuators per plate.

Kit Includes:

- Desired shielded length wire Harness 20' (6.1m) or 40' (12.2m).
- LED Indicator key pad.

NOTE: Flybridge kit is only compatible with the new integrated LED tactile switch kits.

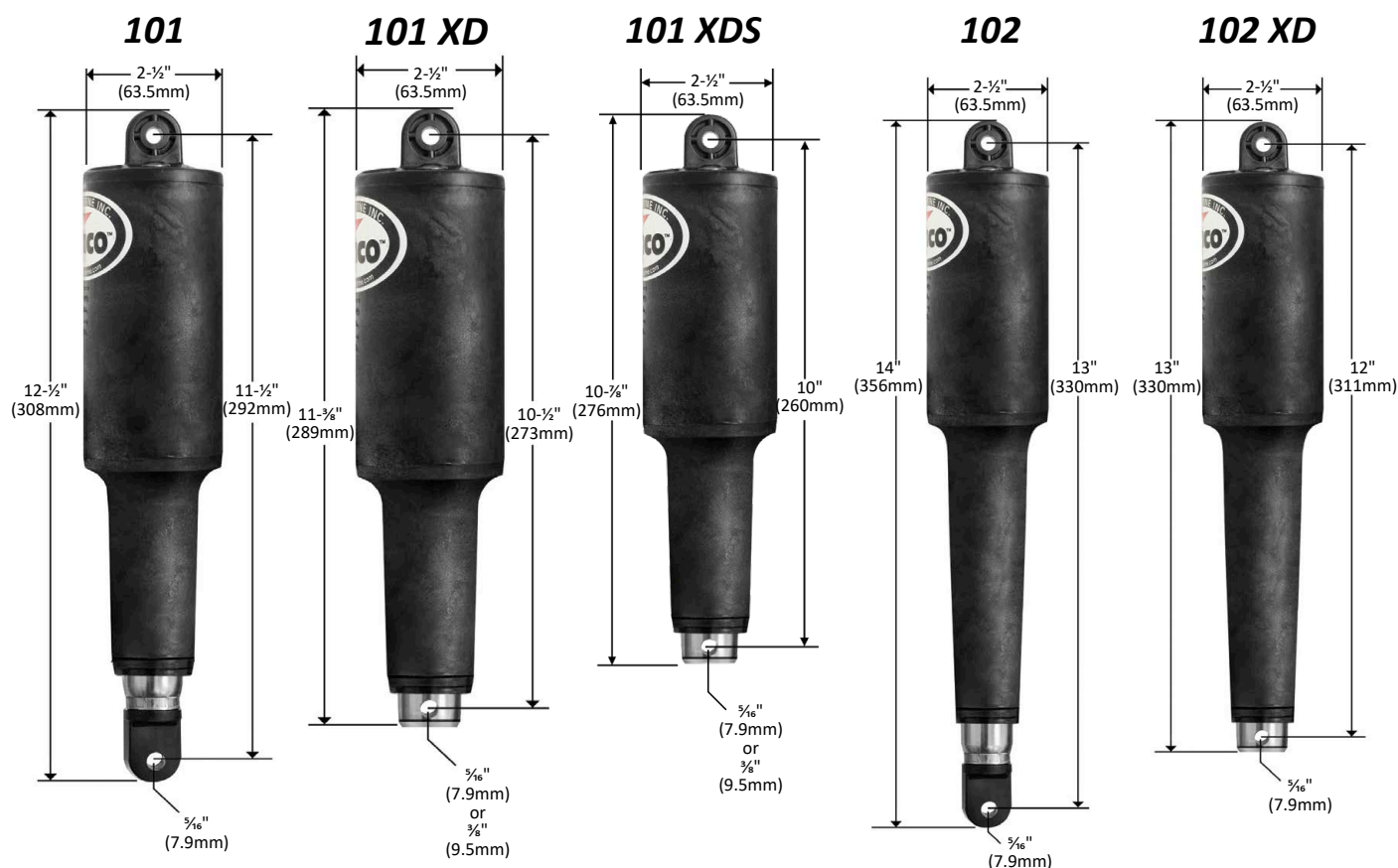





Lenco™ Actuator Sizing Guide

Our Improved Actuators

- ① Stronger top cap and mounting clevis design.
- ② New and improved pressure - tight torx screws.
- ③ Improved O-ring design for more consistent seal.
- ④ Thicker and stronger motor housing wall.
- ⑤ Moulded-in brass thrust bearing design.
- ⑥ Integrated wiper seal at actuator base.
- ⑦ Over-moulded cable providing a stronger tighter seal.
- ⑧ Upper mounting bracket with gland seal.



101 Actuator Series			101 XD Actuator Series			101 XDS Actuator Series			102 Actuator Series			102 XD Actuator Series		
Part No.	Volts (V)	Mounting Hardware (in)	Part No.	Volts (V)	Mounting Hardware (in)	Part No.	Volts (V)	Mounting Hardware (in)	Part No.	Volts (V)	Mounting Hardware (in)	Part No.	Volts (V)	Mounting Hardware (in)
55504	12	5/16"	55505	12	5/16"	55402	12	5/16"	55508	12	5/16"	55509	12	5/16"
55506	24	5/16"	55404	24	5/16"	55507	12	3/8"	55406	24	5/16"	55510	24	5/16"
			55400	12	3/8"							102 HD Actuator Series (Fast)		
			55503	24	3/8"							55483	12	5/16"
			55408	12	5/16" Upper 3/8" Lower									
			55407	24	5/16" Upper 3/8" Lower									

NOTE: Actuator details over page.

Trim Tab Actuators

Actuator Series	Part No.	Description	Volts (V)	Stroke	Wire Length	Top Cap Hole Ø (in)	End Hole Ø (in)
101 Actuator Series							
101	55504	Lenco Electric Actuator	12	57mm (2-¼")	6ft (1.8m)	⅝"	⅝"
101	55506	Lenco Electric Actuator	24	57mm (2-¼")	6ft (1.8m)	⅝"	⅝"
101 XD Actuator Series							
101 XD	55400	Lenco Electric Actuator	12	57mm (2-¼")	6ft (1.8m)	⅜"	⅜"
101 XD	55503	Lenco Electric Actuator	24	57mm (2-¼")	6ft (1.8m)	⅜"	⅜"
101 XD	55505	Lenco Electric Actuator	12	57mm (2-¼")	6ft (1.8m)	⅝"	⅝"
101 XD	55404	Lenco Electric Actuator	24	57mm (2-¼")	6ft (1.8m)	⅝"	⅝"
101 XD	55408	Lenco Electric Actuator	12	57mm (2-¼")	6ft (1.8m)	⅝"	⅜"
101 XD	55407	Lenco Electric Actuator	24	57mm (2-¼")	6ft (1.8m)	⅝"	⅜"
101 XDS Actuator "Short" Series							
101 XDS	55402	Lenco Electric Actuator	12	57mm (2-¼")	6ft (1.8m)	⅝"	⅝"
101 XDS	55507	Lenco Electric Actuator	12	57mm (2-¼")	6ft (1.8m)	⅜"	⅜"
102 Actuator Series							
102	55508	Lenco Electric Actuator	12	108mm (4-¼")	6ft (1.8m)	⅝"	⅝"
102	55406	Lenco Electric Actuator	24	108mm (4-¼")	6ft (1.8m)	⅝"	⅝"
102XD Actuator Series							
102 XD	55509	Lenco Electric Actuator	12	108mm (4-¼")	6ft (1.8m)	⅝"	⅝"
102 XD	55510	Lenco Electric Actuator	24	108mm (4-¼")	6ft (1.8m)	⅝"	⅝"
102HD Actuator "Fast" Series							
102 HD	55483	Lenco Electric Actuator (Fast)	12	108mm (4-¼")	6ft (1.8m)	⅝"	⅝"

• 5 Year Warranty (Recreational Use).

NOTE: All actuators include 6ft (1.8m) cable with bolts and Deutsch plug.



Trim Tab Actuator Kits

Actuator Series	Part No.	Description	Switch	Volts (V)	Stroke	Wire Length	Top Cap Hole Ø (in)	End Hole Ø (in)
101 Actuator Series Kit								
101	55409	Lenco Electric Actuator Kits (No Plates)	LED Integrated	12	57mm (2-¼")	6ft (1.8m)	⅝"	⅝"
101	55411	Lenco Electric Actuator Kits (No Plates)	Standard Integrated	12	57mm (2-¼")	6ft (1.8m)	⅝"	⅝"
101 XDS Actuator "Short" Series Kits								
101 XDS	55416	Lenco Electric Actuator Kits (No Plates)	LED Integrated	12	57mm (2-¼")	6ft (1.8m)	⅝"	⅝"

• 5 Year Warranty (Recreational Use).

NOTE: All actuators include 6ft (1.8m) cable with bolts and Deutsch plug.



55411 Kit Includes:

- Standard Integrated ALL-IN-ONE Tactile Switch with Retractor.
- 2 x 101 Actuators.
- 2 x Upper Mounts and Seals.
- 2 x Lower Mounts.
- 2 x 20' (6.1m) Extension Harness.
- 36" (91.4cm) Power Pigtail.

55409 Kit Includes:

- LED Integrated ALL-IN-ONE Tactile Switch with Retractor.
- 2 x 101 Actuators.
- 2 x Upper Mounts and Seals.
- 2 x Lower Mounts.
- 2 x 20' (6.1m) Extension Harness.
- 36" (91.4cm) Power Pigtail.

55416 Kit Includes:

- LED Integrated ALL-IN-ONE Tactile Switch with Retractor.
- 2 x 101 XDS Short Actuators.
- 2 x Upper Mounts and Seals.
- 2 x XD Lower Mounts.
- 2 x 20' (6.1m) Extension Harness.
- 36" (91.4cm) Power Pigtail.





Actuator Accessories

Deutsch Connected Actuator Extension Harnesses (One Each Required Per Actuator)	
Part No.	Description
55525	Actuator Extension Harness - 20' (6.1m) 14-AWG
55540	Actuator Extension Harness - 32' (9.7m) 12-AWG
55542	Actuator Extension Harness - 40' (12.2m) 10-AWG
Actuator & Hatch Lift Mounting Brackets & Pins	
Part No.	Description
55512	Standard Upper Mounting Bracket with Gland Seal suits Old Style Up to 2007 Models (3 screws, 1 wire)
55515	Standard Upper Mounting Bracket with Gland Seal suits 2008 On Models (3 screws, 1 wire)
55513	Compact Upper Mounting Bracket (2 screws, 1 wire)
55514	Standard Lower Mounting Bracket (3 screws)
55614	Lower Mounting Bracket suits 2016 On XD/XDS Models
55516	Delrin Mounting Pin 1.5" suits 101 and 102 Actuator (Pack of 2)
55539*	7 Degree Mounting Shim suits 55515 and 55512
55610	Gland/Cable Seal suits 55515

• 5 Year Warranty (Recreational Use).

*NOTE: Suits lower mounting bracket. Only compatible with 55515 and 55512. Suitable for curved transoms. Use in multiples of 2, as packing spacer.



Trim Tab Accessories

Replacement Plates (Sold Individually)			
Part No.	Series	Size L x W (in)	Size L x W (mm)
55611	Standard Plate	9 x 9	228 x 228
55605	Standard Plate	9 x 12	228 x 305
55604	Standard Plate	9 x 18	228 x 457
55607	Standard Plate	12 x 12	305 x 305
55612	Standard Plate	12 x 18	305 x 457
55601	Standard Plate	12 x 24	305 x 610
55602	Edge Mount Plate	9 x 12	228 x 305
55600	Edge Mount Plate	12 x 9	305 x 228
55603	Edge Mount Plate	12 x 12	305 x 305
Replacement Deutsch Connectors			
Part No.	Description		
55511	Deutsch Plug Electrical Repair Kit (16 Pieces) (Includes plugs, receptacles and wedges.)		
Power Pigtails for All Control Boxes			
Part No.	Description	Length	
55538	Power Pigtail	36" (91.4cm)	
55690	Power Pigtail	72" (182cm)	
Key Pad Extension Harness			
Part No.	Description	Length	
55530	Key Pad Extension Harness	20' (6.1m)	
55608	Key Pad Extension Harness	30' (9.1m)	
55532	Key Pad Extension Harness	40' (12.2m)	
55606	Key Pad Extension Y Harness (Use with 2 nd key pad and extension harness)		

Replacement Key Pads & Switch Control Boxes	
Part No.	Description
55526	Switch Control Box Only - Standard

• 5 Year Warranty (Recreational Use).





Lenco Auto Glide helps take your mind off of balancing your boat and back to enjoying your time on the water. Your budget will be balanced as well with the world's best fuel efficiency features. Balance your time, your boat and your budget with the Lenco Auto Glide boat Levelling System



AUTO DEFAULT HOME SETTING

"AUTO" Mode is activated upon ignition. Press at any point to enable default home position

DN PORT DOWN Press to manually lower the bow's port side. Light above illuminates to indicate activity.

PITCH INDICATOR

Indicates the boat's pitch position based on current settings.

UP PORT UP Press to manually raise the bow's port side. Light below illuminates to indicate activity.

FAV 1 CUSTOM SETTING

Press and hold until light flashes in order to save boat's current position. Press briefly to activate your saved FAV 1 setting. Light will illuminate upon activation.

HOLD CUSTOM TEMPORARY SETTING

Press briefly to hold boat's current position. Light illuminates upon activation. Custom settings will not be saved.

DN STARBOARD DOWN Press to manually lower the bow's starboard side. Light above illuminates to indicate activity.

ROLL INDICATOR

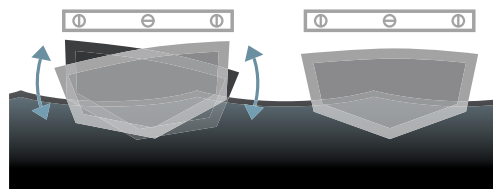

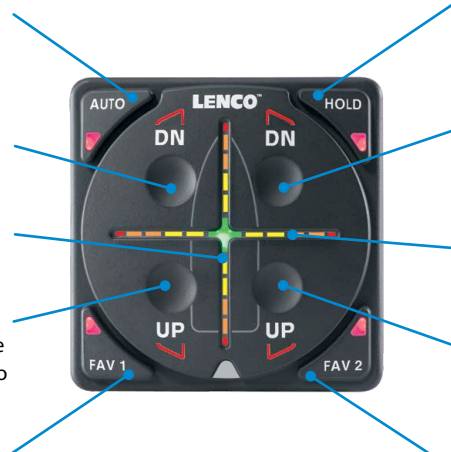
Indicates the boat's roll position based on current settings.

UP STARBOARD UP

Press to manually raise the bow's starboard side. Light below illuminates to indicate activity.

FAV 2 CUSTOM SAVED SETTING

Press and hold until light flashes in order to save boat's current position. Press briefly to activate your saved FAV 2 setting. Light will illuminate upon activation.



FUEL
EFFICIENT



100%
COMPATIBLE



GPS
TECHNOLOGY



ECO
FRIENDLY



PLUG
& PLAY



INSTANT
RESPONSE



PRODUCT
CERTIFIED

What is The Auto Glide Boat Control System?

A Boat Control / Trim Tab Control System that actually works – completely & automatically!

The Auto Glide system controls your trim tabs from the time you leave your dock until you come home again!

The Auto Glide uses engine data and GPS data (depending on your installation method) to drive your boat to the most efficient running angle by adjusting your Lenco trim tabs as needed. This optimum running angle is determined during the set-up process after the installation of your Auto Glide system.

Imagine that your boat's running angle is measured 25 times per second and this data is used by the new Auto Glide control box to:

Automatically put your boat in the most efficient running angle.
Reduce the amount of bow rise of your boat during hole shot mode.
Eliminate bow porpoising (bow bounce).

Keep your boat level at all times.

These actions will result in a smoother ride and the best possible fuel efficiency.

NOTE: The Auto Glide does not control the "trim" function of your engine(s) / motor(s). Please remember to use the trim feature exactly as you would in the normal operation of your boat.

The Auto Glide Control Box consists of gyroscopes, accelerometers, and new, very sophisticated and patented software.

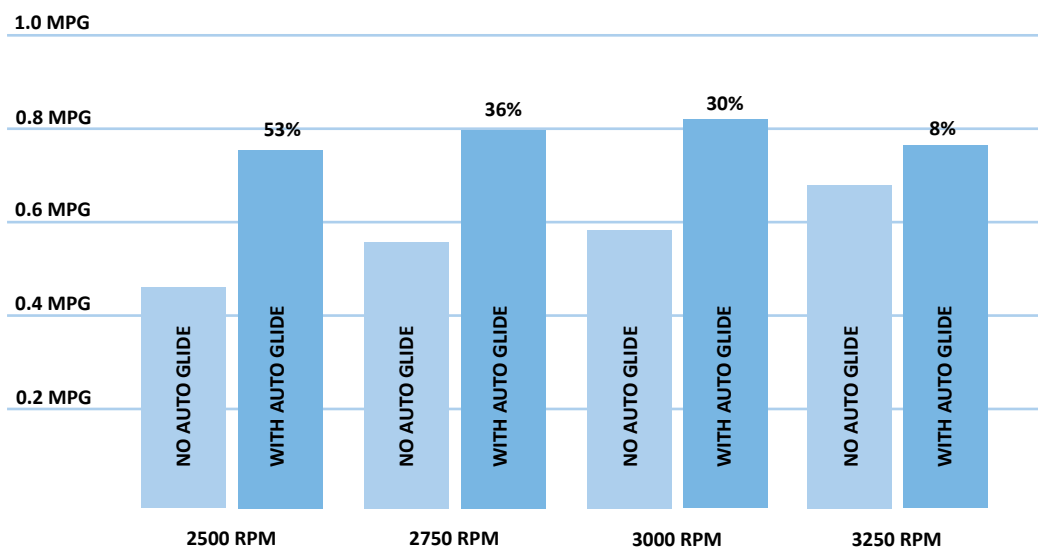
The Auto Glide has 3 automatic operational modes, 4 automatic settings, and 2 manual operational modes. Although you will most likely keep your Auto Glide in automatic mode, you may immediately convert to manual mode simply by pressing one of the 4 up/down buttons on the key pad. All of these functions are fully explained in our Owner's Manual B / Operational Instructions.



The Auto Glide Boat Levelling System is quite simply the most advanced, fuel efficient, automatic trim tab control system ever developed. Designed and tested over 6 years to the highest specifications, the system is consistently working to make your boat the best it can be.

Auto Glide Functions, Features and Benefits

- Automatic pitch and roll corrections.
- Automatically trims boat to the most fuel efficient position.
- Takes the trim tab operation out of the hands of the operator.
- Significantly reduces time to plane.
- Does not adjust during turns, allowing boat to roll naturally.
- Safety-Minimizes bow rise and improves boat's hole shot performance.
- Manual override at the touch of a button.
- Built-in automatic trim tab retraction.
- Totally waterproof keypad and control box.
- Easy initial set-up procedure (one time only).
- Three custom settings: "Hold" mode and (2) "Favourite" modes.



Fuel Efficiency At Its Best

The Auto Glide uses data it receives, such as changes in the GPS speed, engine RPM and fuel consumption to automatically put your boat in its most fuel efficient cruising position.

- Substantial fuel savings.
- Can be installed on any boat with Lenco electric actuators.
- Fast and easy installation.
- Easy retrofit of boats with hydraulic tabs.
- Softer, smoother and more comfortable ride.



Lenco™ Auto Glide™ Aftermarket Kit



Part No.	Description	Volts (V)	Suits
55650	Lenco Auto Glide Kit	12/24	Single Actuator Per Plate
55654	Lenco Auto Glide Kit	12/24	Dual Actuators Per Plate
55662	Lenco Auto Glide Kit (No GPS Antenna)	12/24	Single Actuator Per Plate

- Substantial fuel savings.
- Can be installed on any boat with Lenco electric actuators.
- Fast and easy installation.
- Easy retrofit of boats with hydraulic tabs.
- Softer smoother and more comfortable ride.
- Manual override at the touch of a button.
- Built-in automatic trim tab retraction.
- Totally waterproof keypad and control box.
- Easy initial set-up procedure (one time only).
- Three custom settings: "(1) Hold" mode and (2) "Favourite" modes.
- 2 Year Warranty.



55650 Lenco Auto Glide Kit for Single Actuator Per Plate



55654 Lenco Auto Glide Kit for Dual Actuators Per Plate



55662 Lenco Auto Glide Kit for Single Actuator Per Plate

55650 Kit Includes:

- 1 x Auto Glide Key Pad Control.
- 1 x Auto Glide Control Box - For Single Actuator Trim Tab System.
- 1 x Control Box Harness - For #30255-001 Auto Glide (Single Actuator System).
- 1 x Canbus #1 NMEA 2000 Network Adapter Cable Assembly - 2.5'.
- 1 x NMEA 2000 (16 CH) GPS Antenna Only.
- 3 x Tee Connector Only.
- 2 x Terminating Resistor - Female 120 Ohm.
- 1 x Terminating Resistor - Male 120 Ohm.
- 1 x Power Cable - NMEA 2000 Network - 2.5 Ft.

55654 Kit Includes:

- 1 x Auto Glide Key Pad Control.
- 1 x Auto Glide Control Box - For Dual Actuator Trim Tab System.
- 1 x Control Box Harness - For #30256-001 Auto Glide (Dual Actuator System).
- 1 x Canbus #1 NMEA 2000 Network Adapter Cable Assembly - 2.5'.
- 1 x NMEA 2000 (16 CH) GPS Antenna Only.
- 3 x Tee Connector Only.
- 2 x Terminating Resistor - Female 120 Ohm.
- 1 x Terminating Resistor - Male 120 Ohm.
- 1 x Power Cable - NMEA 2000 Network - 2.5 Ft.

55662 Kit Includes:

- 1 x Auto Glide Key Pad Control.
- 1 x Auto Glide Control Box - For Single Actuator Trim Tab System.
- 1 x Control Box Harness - For #30255-001 Auto Glide (Single Actuator System).
- 1 x Canbus #1 NMEA 2000 Network Adapter Cable Assembly - 2.5'.
- 3 x Tee Connector Only.
- 2 x Terminating Resistor - Female 120 Ohm.
- 1 x Terminating Resistor - Male 120 Ohm.
- 1 x Power Cable - NMEA 2000 Network - 2.5 Ft.

Auto Glide Kits

With everything you need in one box, these easy-to-install aftermarket kits have been developed for all boats equipped with Lenco electric actuators.



The system comes equipped with waterproof plug and play Deutsch connections making the installation fast and easy! It is also NMEA 2000 compatible and uses many of the same connectors. The Auto Glide has built-in diagnostic capabilities so if there is ever a problem with connections or communication, the key pad flashes a series of lights indicating the problem.

If you have hydraulic trim tabs and you are interested in the auto Glide system, check out Lenco's Hydraulic to Electric Conversion Upgrade Kit refer to "Bennett Retrofit Kits" on page 288. This kit contains everything you need to change out your hydraulic actuators to Lenco electric actuators without having to purchase a new trim tab kit. Once you have our electric actuators installed, you're now compatible for the Auto Glide Boat Levelling System.



Lenco™ Auto Glide™ Accessories

Auto Glide™ Adapter Cables		
Part No.	Description	Suits
55670	Adapter Cable - 2.5' (76.2cm)	Mercury / Smartcraft
55672	Adapter Cable - 2.5' (76.2cm)	Yamaha / Command link
55674	Adaptor Cable - 2.5' (76.2cm)	J1939
55679	CAN Bus # 2 Adapter Cable Assembly - 2.5' (76.2cm)	GPS / NMEA 2000 Network



Auto Glide™ NMEA 2000 Network Accessories	
Part No.	Description
55696	Power Cable NMEA 2000 Network - 2.5' (76.2cm)
55697	Tee Connector Only
55698	Terminating Resistor Female 120 OHM
55699	Terminating Resistor Male 120 OHM



Auto Glide™ 2nd Station Kits	
Part No.	Description
55653	Replacement 2nd Station Key Pad Only (must only be used at the 2nd station helm)
55656	Auto Glide™ 2nd Station Kit with 20' (6.1m) Extension Cable
55657	Auto Glide™ 2nd Station Kit with 30' (9.1m) Extension Cable
55658	Auto Glide™ 2nd Station Kit with 50' (15.2m) Extension Cable

NOTE: Auto Glide™ 2nd station Kits include keypad, splitter connector and extension cable.



Auto Glide™ Control Box Accessories		
Part No.	Description	Suits
55538	Power Pigtail - 36" (91.4cm)	Single Actuator Systems
55690	Power Pigtail - 72" (182cm)	Dual Actuator Systems
55651	Control Box	Single Actuator Systems
55652	Control Box	Dual Actuator Systems
55649	Control Box Harness	Dual Actuator Systems
55660	Control Box Harness	Single Actuator Systems

