


LED Flip Navigation Light

Features

- Corrosion resistant stainless steel housing
- ABYC certified visibility up to 2NM
- Flip over option lets you stow the light when not in use, preventing a tripping hazard
- Innovative mechanical design allows you to simply press the light in place when needed
- Available with Delphi plug in connector for easy installation

Product Details

Housing	Stainless Steel
Lens	Poly Carbonate
Dimensions	4.6"L x 3.6"W x 1.6"H
Wattage	0.4W
Voltage:	13.6V DC
Amp Draw: [@13.6V DC]	0.03A
LED Color	Red and Green
Visibility	2NM
IP Rating	IP66
Wire Size	18 AWG

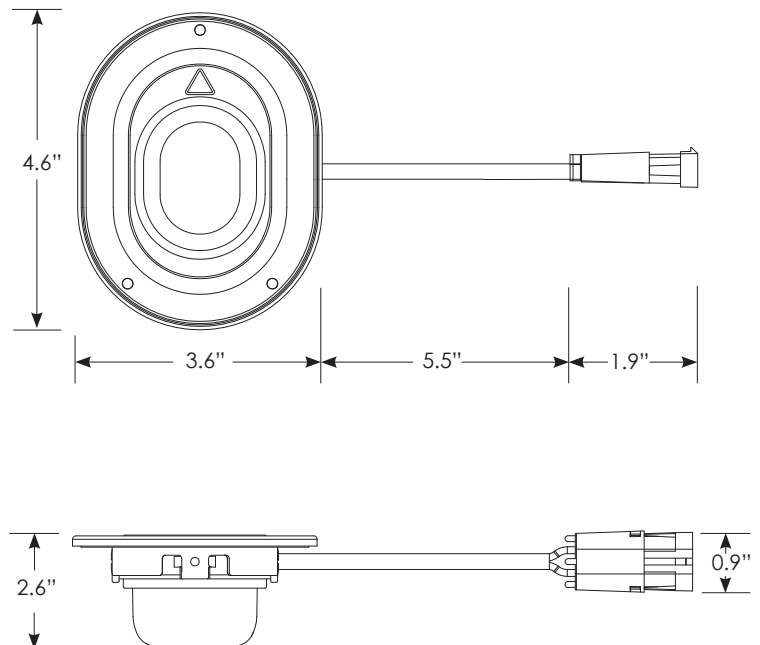


ABYC
Certified

Part #: 709490 : Red (Port)/Green (Starboard)







Product Dimensions



Flip Navigation Light Install Instructions

(Part #'s: 709490)

PARTS/TOOLS NEEDED:

			
Navigation Light	Stainless Steel Screws (not provided)	Power Drill	Electric Jigsaw

Safety Instructions

- Disconnect power before installing, adding or changing any component.
- To avoid a hazard to children, account for all parts and destroy all packing materials.
- Do not install any luminaire assembly closer than 6" from any combustible materials.

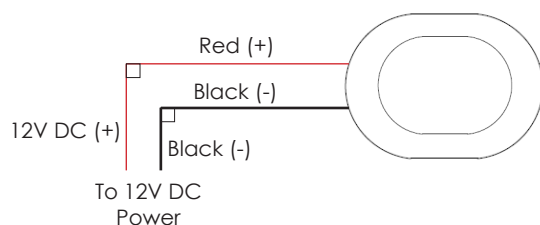
1. Determine your installation location and mark the location using the provided template. Once marked cut out the hole.



2. Insert the light into the hole and screw in using stainless steel screws.



3. Attach the male connector on the light (Delphi - 12010973) with the female connector (Delphi - 12015792) on the boat or follow the wiring diagram below.



4. Cut out the template below to use as a guide for your hole.

