



# LED BATTEN SENSOR LIGHT

PART NO.: 709460

## INSTALLATION INSTRUCTIONS



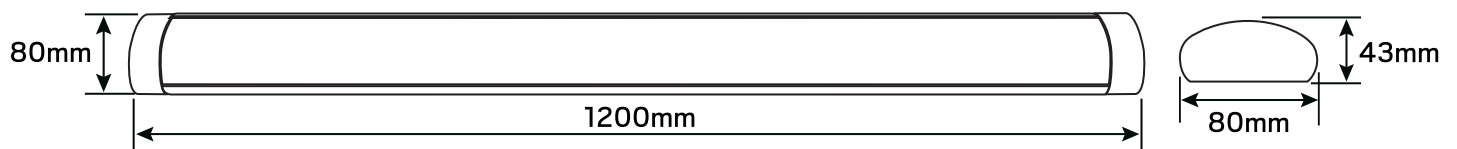
### FEATURES

- Sensor detects movement and stays on for 3 minutes after detection.
- PIR detection 4-6 metres away.
- Low degradation LED's with 50,000 hours lifespan.
- IP20 rated.
- Mounting hardware included.

### SPECIFICATIONS

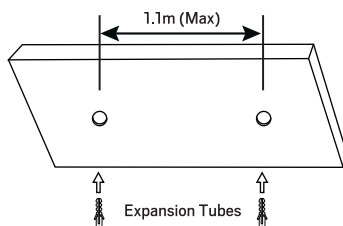
Dimension:	1200mm x 80mm x 43mm	Frame Colour:	White
Volts:	AC 220V-240V	LED Colour:	White
Light Output:	3600LM	Working Temperature:	-20°C~+45°C
Watts:	36W	Dimming:	Non-Dimmable
LED Chip Type:	SMD2835	LED Lifespan:	50,000 Hours
SDCM:	<6	Protection Class:	Class I
CRI:	>80Ra	Material:	Aluminum Heatsink and Base / PC Diffuser
Beam Angle:	120°	Installation:	Surface Mount
IP Rating:	IP20	Certificates:	CE, SAA, RCM and Rohs

### DIMENSIONS



### INSTALLATION - SURFACE MOUNT

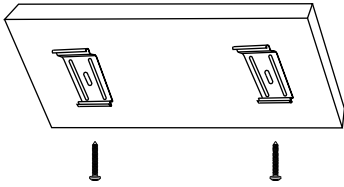
Step 1. Ensure proposed power supply is not live.



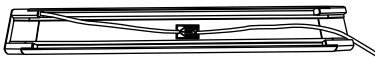
Step 2. Drill 2 Ø 5mm holes in the ceiling, a maximum of 1100mm apart.

Gently knock the provided plastic expansion tubes into the pre-drilled holes, ensuring the plastic tubes are flush with the mounting surface.

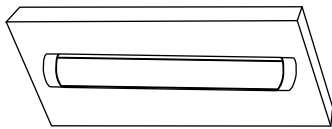
### INSTALLATION - SURFACE MOUNT



Step 3. Take the flush mount clips and line up the fixing holes to the pre-drilled location holes on your mounting surface. Fix both flush mount clips using the screws provided.



Step 4. Open the back terminal cover plate of the termination box to find the connection terminal and interconnect the main power supply cables with the connection terminal. Make sure that all connections are secure and properly tightened.



Step 5. Clip the LED Batten Sensor Light onto the flush mounted clips.

**NOTE: Ensure installation is correct before switching on the fitting to test.**

### WARRANTY

Sam Allen Wholesale warrants this product against defects in manufacture and workmanship for a period of 1 year from the date of purchase. This warranty is only valid for products installed by a qualified electrical contractor and operated within the guidelines specified by Sam Allen Wholesale, and within the correct operating voltage ranges as stated on the product's rating label.

Warranty does not include damage or loss arising from incorrect installation, operation or maintenance of this product, damage caused through modification, service by unqualified or unauthorised personnel or lack of regular maintenance and cleaning. Proof of installation by qualified personnel may be required.

This warranty is provided in addition to any other rights and remedies of the customer under any law. In applications not intended for household, personal or domestic use, liability is limited to replacement or reimbursement of the product only. Sam Allen Wholesale does not warrant the costs of removal or re-installation of this product or associated components.

*Our goods come with guarantees that cannot be excluded under the Australian Consumer Law. The consumer is entitled to a replacement or refund for a major failure and compensation for any other reasonably foreseeable loss or damage. You are also entitled to have the goods repaired or replaced if goods fail to be of acceptable quality and the failure does not amount to a major failure.*

To make a claim under the warranty: Please return to the point of purchase, including reasonable proof of that purchase.

### WARNING

- This product must be installed by a licensed electrician.
- Installation must adhere to local and national wiring rules.
- Disconnect or turn off the power before installation.
- Check whether the product has been damaged during transport.
- Do not operate/install the product that appears damaged.
- Verify the supply voltage is the same as the rated luminaire voltage.



Proudly distributed by  
**Sam Allen Wholesale**  
www.samallen.com.au  
 www.relaxn.com.au