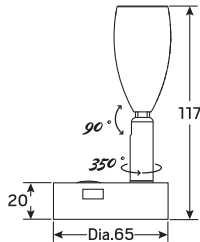




LED BULLET READING LIGHT

INSTALLATION INSTRUCTIONS

PART NO.: 709906



FEATURES

- Adjustable lighting direction 350° swivel and 90° vertical tilt.
- Touch switch - dimmable.
- Dimmer memory - last dimmable setting remains.
- Night Light (blue LED night light) - used as auxiliary or decorative lighting and as a switch backlight.
- USB charge port 5V / 2A.
- Surface mount - mounting screws included.

SPECIFICATIONS

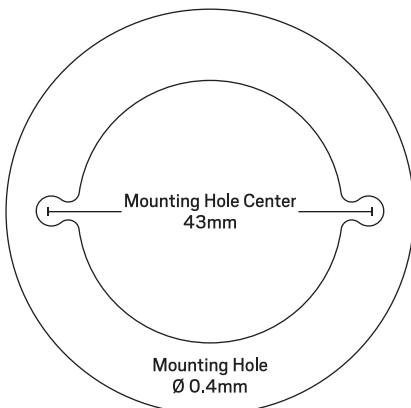
Volts:	10-30V	Dimensions (mm):	Base Dia. 65 x H 20 Height 117
Watts:	3W	Charger Socket:	Output 5V / 2A
Light Output:	650LM	Wire Length:	125mm Tinned
LED Chip Type:	1 x Bridgelux LEDs	Material:	Chrome / Aluminium / Iron (USB Port)
LED Colour:	Warm White (Reading Mode)		* USB Port - Keep dry.
IP Rating:	IP44	Lighting Direction:	350° Swivel / 90° Vertical Tilt
Dimming:	Dimmable (Touch Switch)	Certificates:	CE, Rohs and ISO9001:2015

TOUCH SWITCH FUNCTION:

NIGHT MODE (ON) / READING MODE (DIM) / OFF

1. First Touch: activates blue night light.
2. Second Touch: activates the reading light, night light remains on.
3. Hold to dim the reading light (dimming setting is remembered).
4. Third touch - switches both reading and night light off.

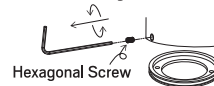
1:1 MOUNTING TEMPLATE



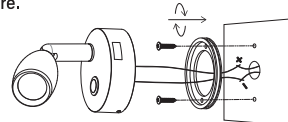
Using 1:1 mounting template or "O" ring bracket to mark the location on a surface where you want to mount the light.

INSTALLATION

1. Detach bracket from light base with allen key.

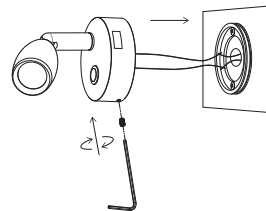


2. Mount the bracket to the surface with screws. Connect the wire.



Red wire = Positive (+)
Black wire = Negative (-)

3. Screw the light base on the bracket with an allen key.



4. Turn on the electricity, ready to work.

