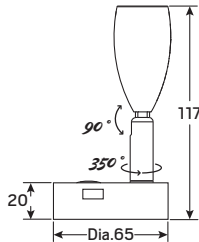




# LED BULLET READING LIGHT

## INSTALLATION INSTRUCTIONS

PART NO.: 709907



### FEATURES

- Adjustable lighting direction 350° swivel and 90° vertical tilt.
- Touch switch - dimmable.
- Dimmer memory - last dimmable setting remains.
- Night Light (blue LED night light) - used as auxiliary or decorative lighting and as a switch backlight.
- USB charge port 5V / 2A.
- Surface mount - mounting screws included.

### SPECIFICATIONS

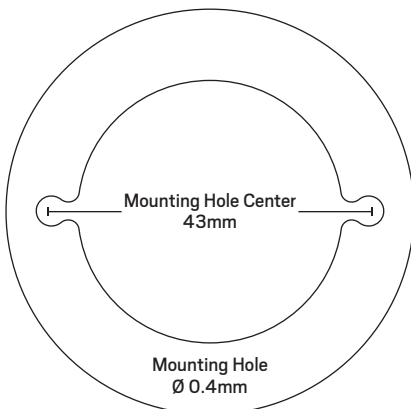
Volts:	10-30V	Dimensions (mm):	Base Dia. 65 x H 20 Height 117
Watts:	3W	Charger Socket:	Output 5V / 2A
Light Output:	650LM	Wire Length:	125mm Tinned
LED Chip Type:	1 x Bridgelux LEDs	Material:	Matte Black / Aluminium / Iron (USB Port)
LED Colour:	Warm White (Reading Mode)		* <i>USB Port - Keep dry.</i>
IP Rating:	IP44	Lighting Direction:	350° Swivel / 90° Vertical Tilt
Dimming:	Dimmable (Touch Switch)	Certificates:	CE, Rohs and ISO9001:2015

### TOUCH SWITCH FUNCTION:

#### NIGHT MODE (ON) / READING MODE (DIM) / OFF

1. First Touch: activates blue night light.
2. Second Touch: activates the reading light, night light remains on.
3. Hold to dim the reading light (dimming setting is remembered).
4. Third touch - switches both reading and night light off.

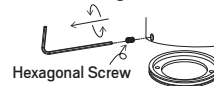
### 1:1 MOUNTING TEMPLATE



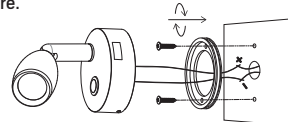
Using 1:1 mounting template or "O" ring bracket to mark the location on a surface where you want to mount the light.

### INSTALLATION

1. Detach bracket from light base with allen key.

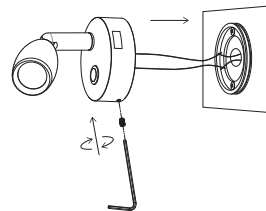


2. Mount the bracket to the surface with screws. Connect the wire.



Red wire = Positive (+)  
Black wire = Negative (-)

3. Screw the light base on the bracket with a allen key.



4. Turn on the electricity, ready to work.

